

# Wayne-Westland Community School District

SECTION 00 01 10  
TABLE OF CONTENTS

**DIVISION 00 – BIDDING & CONTRACT REQUIREMENTS**

<u>Section</u>	<u>Description</u>
00 01 01	Cover Page
00 01 10	Table of Contents
00 11 16	Invitation to Bid
00 40 00	Bid Forms
00 21 13	Instructions to Bidders
00 65 00	Contract Close-out

**DIVISION 27 – TECHNOLOGY SYSTEMS**

<u>Section</u>	<u>Description</u>
27 42 19	Digital Signage Systems

**APPENDICES**

<u>Section</u>	<u>Description</u>
Appendix A	Building Diagrams

END OF SECTION



SECTION 00 11 16  
INVITATION TO BID

PART 1 - GENERAL

1.01 WORK INCLUDED: DIGITAL SIGNAGE SYSTEMS

- A. Wayne-Westland Community School District (Owner) is seeking bids for the purchase and installation of digital signage systems associated equipment and installation. Proposed systems shall be configured and installed to service Owner's classrooms across multiple instructional facilities, and as described herein.
- B. Project: DIGITAL SIGNAGE SYSTEMS
- C. Owner: Wayne-Westland Community School District  
36745 Marquette  
Westland, Michigan 48185
- D. Designer: Communications by Design, Inc.
- E. Sites of Work:
  - 1. Adams Elementary School  
33475 Palmer  
Westland, Michigan 48186
  - 2. Adlai Stevenson Middle School  
38501 Palmer  
Westland, Michigan 48186
  - 3. Albert Schweitzer Elementary School  
2601 Treadwell  
Westland, Michigan 48186
  - 4. Alexander Hamilton Elementary School  
1031 Schuman  
Westland, Michigan 48186
  - 5. Benjamin Franklin Middle School  
33555 Annapolis Street  
Wayne, Michigan 48184
  - 6. Building and Grounds  
33415 Myrtle Street  
Wayne, Michigan 48184

7. David Hicks Elementary  
100 Helen  
Inkster, Michigan 48141
8. Dyer Administration Building  
6745 Marquette  
Westland, Michigan 48185
9. Eugene B. Elliott Elementary School  
30800 Bennington  
Westland, Michigan 48186
10. Hoover Wayne Westland Community High School  
5400 Fourth  
Wayne, Michigan 48184
11. John Glenn High School  
36105 Marquette  
Westland, Michigan 48185
12. P.D. Graham Elementary School  
1255 S. John Hix  
Westland, Michigan 48186
13. Roosevelt-McGrath Elementary School  
36075 Currier  
Wayne, Michigan 48184
14. Rose Kennedy Center  
36745 Marquette Street  
Wayne, Michigan 48185
15. Schweitzer Elementary School  
2601 Treadwell  
Westland, Michigan 48186
16. Stottlemeyer Early Childhood & Family Development Center  
34801 Marquette  
Wayne, Michigan 48185
17. Taft-Galloway Elementary School  
4035 Gloria  
Wayne, Michigan 48184
18. Thomas A. Edison Elementary School  
34505 Hunter  
Westland, Michigan 48185

19. Transportation Department  
33633 Myrtle Street  
Wayne, Michigan 48184
20. Walker-Winter Elementary School  
39932 Michigan  
Canton, Michigan 48188
21. Wayne Memorial High School  
3001 Fourth Street  
Wayne, Michigan 48184
22. William D. Ford Career-Technical Center  
36455 Marquette  
Westland, Michigan 48185
23. Wildwood Elementary School  
500 N. Wildwood  
Westland, Michigan 48185

#### 1.02 GENERAL DESCRIPTION OF PROJECT SEQUENCE

- A. Sequences and dates specified herein are for information only and indicate the plan and intent of the Owner. Actual dates shall be established based on final award of project.
- B. Sequence of operations shall be established by the Contractor within the guidelines established by the Owner as required to meet schedules.
- C. Schedule:
  1. Request for Bid Distributed: Wednesday September 14, 2022
  2. Pre-Bid Meeting: Monday September 26, 2022 at 3:00pm
  3. Intent to Bids Due: Thursday September 29, 2022 by 5:00pm
  4. Question and Clarification Deadline: Friday September 30, 2022 by 5:00pm
  5. Public Bids Due: October 17, 2022 at 3:00pm

#### 1.03 TYPES OF BIDS

- A. Bids shall be submitted in total and with required detail for each item bid and as is required herein and include all portions of the work identified for the

individual bid package as specified herein. Bids shall be made on unaltered bid forms as included herein. Bidder shall fill in all blank spaces and the bid shall be signed by a legal officer or agent authorized to bind the bidder to a contract.

#### 1.04 PRE-BID CONFERENCE

- A. A pre-bid conference will be held. A discussion of the project and review of bid documents will be followed by a site review and an opportunity to ask questions. Attendance is highly encouraged for all contractors interested in bidding on any components or portions of this project. Attendance at the pre-bid conference will be a factor considered during evaluation of bids.
- B. Time: 3:00pm on Monday September 26, 2022
- C. Location: Wayne-Westland Community School District  
36745 Marquette  
Westland, Michigan 48185
- D. Any drawings identified in the table of contents herein will be distributed and reviewed at this conference.
- E. Physical building inspections of sites of work will be provided for at this time.

#### 1.05 TIME AND PLACE OF BID RECEPTION

- A. Physically sealed bids for the base bid work will be received at the district office and read aloud at a public opening. Bids arriving after the appointed time as determined by the Owner's representative conducting the public opening, shall be returned unopened. Bids will be accepted beginning forty-eight (48) hours prior to the appointed opening time provided they are in sealed packages and addressed as specified herein.
- B. Bid Receipt Deadline: 3:00pm on October 17, 2022
- C. Location: Wayne-Westland Community School District  
36745 Marquette  
Westland, Michigan 48185
- D. Faxed or electronically delivered bids will not be accepted.

#### 1.06 EXAMINATION AND PROCUREMENT OF DOCUMENTS

- A. Specifications and any relevant Drawings may be obtained from the Technology Designer. Contractors may obtain copies by documented request to Communications by Design, Attn: Rebecca Szilagy. Requests may be made by:

1. Writing – 4101 Sparks Drive Grand Rapids, Michigan 49546
2. Email – [rszilagy@cbdconsulting.com](mailto:rszilagy@cbdconsulting.com)

#### 1.07 BID SECURITY

- A. Bid security equal to five percent (5%) of the total bid amount, must accompany each base bid in accordance with the Instruction to Bidders.
- B. Bid security shall be either a Bid Bond issued by a company licensed in the State of Michigan to furnish bid security or Certified Check made payable to the Owner.

#### 1.08 PERFORMANCE BOND COVERAGE

- A. Selected Contractor(s) will be required to provide a performance bond and payment bond in an amount equal to one hundred percent (100%) of the bid amount including any accepted alternates at the Owner's discretion. Such bonds shall be issued by surety licensed by the State of Michigan and acceptable to the Owner.

#### 1.09 OWNER'S RIGHT TO REJECT BIDS

- A. The Owner reserves the right to reject any and/or all bids. The Owner reserves the right to accept a bid, or portion thereof by issuance of a valid purchase order within ninety (90) calendar days following the bid opening. No bids may be withdrawn during this time without the specific approval of the Owner.
- B. Withdrawal of any Bids after the opening time without specific approval by Owner may result in forfeiture of required bid security by Bidder.

#### 1.010 DEFINITIONS

- A. "Owner" is intended to mean Wayne-Westland Community School District, a general powers school district.
- B. For purposes of this project, the terms "Architect", "Engineer" and "Designer" are used synonymously to refer to Communications by Design, Inc., a Michigan Corporation.
- C. The term "Bidder" refers to any organization properly and accurately submitting a complete "Intent to Bid Form" prior to the required time specified herein and subsequently properly submitting completed set of bid documents as specified herein.

- D. The term “Contractor” herein is a reference to the firm(s) eventually selected by the Owner to provide the intended system(s), or any portion thereof, and fulfill the terms of the contract.
- E. The term Contract is a reference to the collective set of documents, drawings, diagrams, Owner’s Purchase Order, Addenda and all other materials as provided for herein defining arrangement between Owner and Contractor.
- F. The term Addenda (or Addendum) are that portion of the Contract consisting of modifications, amendments, deletions, or substitutions to the contract documents issued prior to the execution of the Contract.

END OF SECTION

SECTION 00 40 00  
BID FORMS

## Intent to Bid Form

Complete and submit the following form if you have interest or intend to submit a Bid for this project. Unaltered and completed forms must be received on or before 5:00 PM on September 29, 2022. Only bidders returning a completed "Intent to Bid Form" will be notified of required addenda.

### Company Information

Name: \_\_\_\_\_

Address Line1: \_\_\_\_\_

Address Line2: \_\_\_\_\_

City, State and Zip Code \_\_\_\_\_

### Primary Contact Information

Name: \_\_\_\_\_

Phone No.: \_\_\_\_\_

Fax. No.: \_\_\_\_\_

E-Mail Address: \_\_\_\_\_

Portions of the bid for which you will be responding:

☐

Section 27 42 19 – Digital Signage Systems

Submit unaltered and completed form to:

Rebecca Szilagy

Communications by Design, Inc.

[rszilagy@cbdconsulting.com](mailto:rszilagy@cbdconsulting.com)



## SEALED BID LABEL

*Separate, or fold over, the label on the line below, and affix to the exterior of sealed container so information is clearly visible for Bid Submission. Ensure label is attached in a manner to prevent accidental removal or defacement. Label shall serve as sole identification for sealed bid at submission.*

---

BID TO: Wayne-Westland Community School District  
Attention: Ms. Chanda Cleaves  
36745 Marquette  
Westland, Michigan 48185

BID FROM: \_\_\_\_\_  
\_\_\_\_\_  
\_\_\_\_\_

PROJECT: DIGITAL SIGNAGE SYSTEMS  
TECHNOLOGY BID #2748

INCLUDING Addendum No. \_\_\_\_\_ Dated \_\_\_\_\_  
ADDENDA: Addendum No. \_\_\_\_\_ Dated \_\_\_\_\_

DUE DATE: October 17, 2022 at 3:00pm

BID FORM

BID TO: Wayne-Westland Community School District  
Attention: Ms. Chanda Cleaves  
36745 Marquette  
Westland, Michigan 48185

BID FROM: \_\_\_\_\_  
\_\_\_\_\_  
\_\_\_\_\_

PROJECT: DIGITAL SIGNAGE SYSTEMS  
TECHNOLOGY BID #2748

The undersigned, having familiarized themselves with all local conditions affecting the cost of work, and having examined the site and all applicable Bidding Documents herein, and herein referenced, including, but not limited to, all addenda issued thereto, hereby propose to furnish all labor, material, equipment, applicable taxes and services required for proper completion of each of the following categories of this project for the sum of:

Bid Category \_\_\_\_\_ Title \_\_\_\_\_  
\_\_\_\_\_ Dollars (\$ \_\_\_\_\_).

Said amount written above constituting the Base Bid

**TAXES:**

Bid sum includes all applicable taxes.

**ALLOWANCES:**

Base bid includes all applicable allowance cost(s) as set forth herein.

**COST OF BONDS:**

Bid sum includes cost of furnishing a Performance Bond and Labor and Material Payment Bond, each in the amount of one hundred percent (100%) of the bid.

**ACKNOWLEDGEMENT OF ADDENDA:**

The following addenda have been received, are hereby acknowledged, and their execution is included in both base bid and alternate bids herein.

Addendum No. \_\_\_\_\_ Dated \_\_\_\_\_ Addendum No. \_\_\_\_\_ Dated \_\_\_\_\_

**ALTERNATES:**

Based bid amount may be increased or decreased in accordance with each of the following alternate bids as may be selected, following procedures stated herein. Voluntary Alternates shown below are identified and described in detail on appropriate attachment(s) as referenced herein.

Mandatory Alternate Articulating Mount\_\_\_\_\_

Voluntary Alternate A\_\_\_\_\_

Voluntary Alternate B\_\_\_\_\_

Voluntary Alternate C\_\_\_\_\_

Voluntary Alternate D\_\_\_\_\_

Voluntary Alternate E\_\_\_\_\_

**PRINCIPAL SUBCONTRACTORS**

As required herein, the following Subcontractors are proposed to be used for this project:

Legal Name:\_\_\_\_\_ Work Proposed\_\_\_\_\_

Legal Name:\_\_\_\_\_ Work Proposed\_\_\_\_\_

Legal Name:\_\_\_\_\_ Work Proposed\_\_\_\_\_

**BID SECURITY:**

Accompanying this Bid, as required herein, is a bid security in the form of Certified Check/Cashier's Check/Bidder's Bond in the amount of:

\_\_\_\_\_ Dollars (\$\_\_\_\_\_),

payable to the Owner, which it is agreed, shall be retained as liquidated damages, not as a penalty, by the Owner, if the undersigned fails to execute the Contract in conformity with the form of Contract incorporated and referenced herein and fails to furnish specified bonds within ten (10) days after date of issuance of a Letter of Intent to the undersigned.

If awarded the Contract, the undersigned agrees to commence work within ten (10) calendar days after date of issuance of a Purchase Order, which shall be considered as the notice to proceed, and agrees to complete the work in accordance with the schedule herein.

**FAMILIAL DISCLOSURE:**

Accompanying this Bid, as required herein, is a legally executed and notarized Michigan Familial Disclosure Statement.

**EXCEPTIONS:**

Bidder takes no exception to terms, conditions, specifications and/or any other requirements herein unless expressly noted, and specifically identified as provided for herein on unaltered Contract Exception form accompanying this Bid.

**SIGNATORY AUTHORITY:**

The undersigned certifies they are an authorized agent of the bidding entity, and legally able to bind the bidding entity to the terms, conditions and responsibilities of this, and all referenced bid documents. Furthermore, the undersigned acknowledges an understanding that non-compliance of this authority or any other bidding requirements may result in forfeiture of bid security, dismissal of consideration of bid submitted, and/or personal liability against the signatory.

**AGREEMENT:**

The undersigned agree(s) to provide the post-bid information required within ten (10) days after notification of a Letter of Intent and to execute an agreement for work covered by this Bid on the Owner's standard Purchase Order for which terms and conditions are expanded to include all Bidding Documents and subsequent addenda issued thereto.

In submitting this bid, it is understood that the Owner reserves the right to reject any or all bids. It is further agreed that this bid is binding for a period of Ninety (90) days from the opening thereof.

Respectfully submitted,

Date: \_\_\_\_\_

Firm Name: \_\_\_\_\_

By: \_\_\_\_\_

Signed: \_\_\_\_\_

Title: \_\_\_\_\_

Official Address: \_\_\_\_\_

\_\_\_\_\_

Telephone Number: \_\_\_\_\_

Fax Number: \_\_\_\_\_

Primary Contact Email Address: \_\_\_\_\_

*(If Corporation, affix Seal)*

### **Michigan Familial Relationship Disclosure Statement**

In accordance with Section 1267 of Michigan Revised School Code this sworn and notarized statement of an authorized representative, discloses any familial relationship between the owner and/or any employee of the Bidder, and any member of the project Owner's governing Board(s) or Superintendent(s).

If any conflict of interest is discovered subsequent to submission of bid, written disclosure shall be submitted to the project Owner within seven (7) days of discovery. The project Owner reserves the right to immediately terminate any contract with Bidder upon notification of a conflict of interest. Upon such termination, the project Owner shall compensate Bidder only for the value of any goods or services provided to the Owner prior to such termination as determined by Designer.

*(Check only one Box Below)*

☐ It is hereby acknowledged and certified by Bidder that no familial relationship exists between the owner or any employee of the Bidder and any member of the project Owner's governing Board(s) or Superintendent(s).

☐ A familial relationship exists between the owner or an employee of the Bidder and a member of the project Owner's governing Board(s) or Superintendent(s). The person(s) and the relationship(s) are as follows:

***Bidder***

***Board or Superintendent***

_____	_____
_____	_____
_____	_____
_____	_____

#### **Bidder Authorized Representative:**

Bidder: \_\_\_\_\_

Representative's Signature: \_\_\_\_\_

Print or Type Name: \_\_\_\_\_

Representative's Title: \_\_\_\_\_

Subscribed and sworn this \_\_\_\_\_ day of \_\_\_\_\_, 2022.

In the County of \_\_\_\_\_ State of \_\_\_\_\_

By \_\_\_\_\_  
Notary Public Signature

Seal or Stamp:

My commission expires on: \_\_\_\_\_

## **IRAN LINKED BUSINESS AFFIDAVIT**

*All Bids shall be accompanied by a sworn statement disclosing any Iran Linked Business relationship that exists within the owners, including its officers, directors and employees.*

The undersigned, owner or authorized officer of \_\_\_\_\_ (the bidder), pursuant to Michigan Public Act No. 517 of 2012, the "Iran Linked Business" requirement provided in the Wayne-Westland Community School District Proposals hereby represents and warrants that the bidder, including its officers, directors and employees, is not an "Iran Linked Business" within the meaning of the applicable Public Act, and that in the event bidder is awarded a contract as a result of this RFB, the bidder will not become an "Iran Linked Business" at any time during the course of performing under the contract. The bidder further acknowledges that any person who is found to have submitted a false certification is responsible for a civil penalty of not more than \$250,000.00 or 2 times the amount of the contract or proposed contract for which the false certification was made, whichever is greater, the cost of the District investigation, and reasonable attorney fees, in addition to the fine. Moreover, any person who submitted a false certification shall be ineligible to bid on future Requests for Bids for three (3) years from the date that it is determined that the person has submitted the false certification.

**There is not an "Iran Linked Business" that exists within the bidder and/or owner, officers, directors and employees.**

### **Bidder**

\_\_\_\_\_  
[Company Name]

\_\_\_\_\_  
[Signature]

\_\_\_\_\_  
[Title]

This instrument was acknowledged before me, a Notary Public,

in and for \_\_\_\_\_ County,

\_\_\_\_\_ on this \_\_\_\_\_ day of \_\_\_\_\_, 20\_\_\_\_,

\_\_\_\_\_  
[Notary Public Signature]

My Commission expires: \_\_\_\_\_

Acting in the County of: \_\_\_\_\_

**REFERENCES**

Customer name: \_\_\_\_\_  
Address: \_\_\_\_\_  
City/State/Zip: \_\_\_\_\_  
Contact name: \_\_\_\_\_  
Contact title: \_\_\_\_\_  
Phone: \_\_\_\_\_  
E-mail: \_\_\_\_\_  
Scope of project: \_\_\_\_\_  
\_\_\_\_\_  
\_\_\_\_\_  
Date of completion: \_\_\_\_\_

Customer name: \_\_\_\_\_  
Address: \_\_\_\_\_  
City/State/Zip: \_\_\_\_\_  
Contact name: \_\_\_\_\_  
Contact title: \_\_\_\_\_  
Phone: \_\_\_\_\_  
E-mail: \_\_\_\_\_  
Scope of project: \_\_\_\_\_  
\_\_\_\_\_  
\_\_\_\_\_  
Date of completion: \_\_\_\_\_

Customer name: \_\_\_\_\_  
Address: \_\_\_\_\_  
City/State/Zip: \_\_\_\_\_  
Contact name: \_\_\_\_\_  
Contact title: \_\_\_\_\_  
Phone: \_\_\_\_\_  
E-mail: \_\_\_\_\_  
Scope of project: \_\_\_\_\_  
\_\_\_\_\_  
\_\_\_\_\_  
Date of completion: \_\_\_\_\_

## **CONTRACT EXCEPTIONS**

*Check one Box*

☐ Bidder takes no exception to, and agrees to comply with all sections, terms, conditions and/or requirements of the Contract Documents.

☐ Bidder proposes the following exceptions to the Contract Documents:

<i><b>Paragraph Number</b></i>	<i><b>Explanation</b></i>
<hr/>	<hr/>
<hr/>	<hr/>
<hr/>	<hr/>
<hr/>	<hr/>
<hr/>	<hr/>
<hr/>	<hr/>
<hr/>	<hr/>
<hr/>	<hr/>
<hr/>	<hr/>
<hr/>	<hr/>

**NOTE:**

Exception(s) to any bid sections, terms, conditions and/or requirements deemed excessive for any reason by the Owner and/or Designer may result in disqualification of Bid.



## SCHEDULE OF VALUES/BID FORM

*(Bidder may submit version of only this form with slight variation. All information in this form is required. Form submitted must materially match below both in content and format. Electronic version of this form is required with bid package as Microsoft Excel compatible spreadsheet on USB Drive for each project section being bid. Failure to provide appropriate and complete SCHEDULE OF VALUES, as determined by the Owner and/or Designer, may result in disqualification of Bid.)*

Bidder: \_\_\_\_\_ Bid Division: 27 42 19

[illegible]

END OF SECTION

SECTION 00 21 13  
INSTRUCTIONS TO BIDDERS

PART 1 - GENERAL

1.01 OWNERSHIP

- A. Bidders prepare and provide bids without any cost to the Owner and/or Designer. Once opened, bids become the sole property of the Owner. Bidders have no claim to, or ownership of bids opened. Bids become subject to all legal statutes including, if applicable, United States and Michigan Freedom of Information Acts and related laws.

1.02 COMPLIANCE

- A. This document establishes the primary system(s) design configuration. The Bidder's bid response shall include all services, supplies, components and equipment required to provide a complete turnkey system(s) which meets or exceeds all specifications for each given bid item being proposed.
- B. Owner prefers to enter into a contract with a single bidder for all materials for completion of this project but shall consider combinations of portions of bids from various bidders. The Owner reserves the right to award portions of the project to multiple bidders who will be required to cooperate with one another in order to complete the work.
- C. By their response, Bidders agree to comply with all sections, terms, conditions and/or requirements of the contract documents except as expressly noted, and specifically identified by paragraph number on the unaltered Contract Exceptions Bid Form. Exceptions to any bid sections, terms, conditions and/or requirements deemed excessive by the Owner and/or Bid Coordinator may disqualify Bid.
- D. In compliance with the Freedom of Information Act (FOIA), the Owner shall make bid documents available for public review after issuance of purchase order to the successful bidder/s.
- E. In connection with the execution of this Contract, Contractor and any Subcontractors shall not discriminate against any employee or applicant for employment because of race, religion, color, sex, age, or national origin.
- F. Negligence in preparation, improper preparation, errors in, or omissions from Bids shall not relieve Bidder from fulfillment of any and all obligations and requirements of the Contract Documents.

- G. All Bid documents and worksheets must be completed in detail and submitted together on time.
- H. All documents constituting the entire present agreement shall be construed in accordance with and governed by the laws of the State of Michigan.
- I. Designer shall have authority for interpretation of Contract Documents. In the event terms, provisions or any other portion of the Contract Documents is/are in dispute, Designer shall have full and final authority to interpret the Contract Documents, and such interpretation shall be final and binding.
- J. In the event of a conflict between any terms or conditions in any of the documents comprising the entire present Agreement, the terms and conditions set forth in this document shall take precedence.

#### 1.03 NOTICE AND RESPONSE

- A. Upon notification of Bidder being considered as a finalist, the Bidder shall provide to the Owner and Designer, within 48 hours, a current “Dunn and Bradstreet Supplier Evaluation Report” and other documentation as may be required of finalists herein and as requested by Owner and/or Bid Coordinator.
- B. Bidder shall provide timely response to all requests from Designer and/or Owner regarding clarification and/or elaboration concerning, but not limited to its Bid as may be deemed relevant by the Owner and/or Designer.

#### 1.04 PROTECTION AND SAFETY

- A. Contractor shall continuously maintain adequate protection of all Work from damage and shall protect the Owner’s property from injury or loss arising in connection with the execution of the Contract. Contractor shall make good any such damage, injury or loss, except such as may be directly caused by agents or employees of the Owner. The Contractor shall adequately protect adjacent property as required by law, by the Contract Documents, or as otherwise required, to cause no damage to them during the execution of the Contract. This requirement shall also apply to structures above and below ground as conditions of the site require.
- B. Contractor shall be solely responsible for, and have control over means, methods, techniques, sequences and procedures for initiating, maintaining and supervising all safety precautions and programs in connection with the performance of the contract. Contractor shall take all necessary precautions for the safety of employees and visitors on the site of the Project and shall comply with applicable provisions of federal, state, and municipal safety laws and building codes to prevent accidents or injury to persons on, about, or adjacent to the premises where the Work is being performed. Contractor shall erect and properly maintain at all times, as required by the conditions and

progress of the Work, all necessary safeguards for the protection of workers and the community.

- C. Contractor shall vigorously defend any and all suits that may be brought against the Owner by any person and/or entity, whether in the employ of the Contractor or not, for damage to property, and/or injury or death to persons alleged or claimed to have been caused by or through the performance of work.

#### 1.05 DRAWINGS DIAGRAMS AND ILLUSTRATIONS

- A. Drawings, Diagrams, and Illustrations are diagrammatic in nature and indicate general arrangement and nature of systems and work included.
- B. Floor plan drawings are provided to assist the contractor in preparing documentation and reports as required herein.

### PART 2 - MATERIALS

#### 2.01 VOLUNTARY ALTERNATES AND SUBSTITUTION OF SPECIFIED PRODUCTS

- A. This Request for Bid describes a particular implementation. All Bids must provide pricing on the “base bid” as described herein. Voluntary alternatives providing comparable functionality with significant cost reduction and/or performance enhancement may be proposed. Voluntary alternatives are encouraged but must be identified as “Voluntary Alternates” and detailed on unaltered Bid Forms contained herein. Voluntary Alternates may be further detailed and/or explained in attachments to the unaltered Bid Forms contained herein. Exceptions to the Request for Bid specifications must be clearly noted and explained for each Voluntary Alternate proposed.
- B. No substitutions of specified products may be made without specific prior authorization by Designer and Owner. Individual bid divisions herein contain particular information related to acceptable manufacturer and product requirements.
- C. Trade-in, equipment/license exchanges or other return allowances may be provided as a voluntary alternate. Trade-in, exchange or other return equipment allowances shall not be included in base bid amount.

### PART 3 - EXECUTION

#### 3.01 EXAMINATION OF DOCUMENTS AND SITE

- A. Bidders shall carefully examine the Contract Documents and the construction site to obtain first-hand knowledge of existing conditions and requirements. No plea of ignorance of conditions that exist, or any other relevant matter

concerning work to be performed in the execution of work will be accepted as justification for failure to fulfill every detail of all requirements as described herein.

### 3.02 QUESTIONS, INTERPRETATIONS AND ADDENDA

- A. Any bidder finding discrepancies between Drawings, Specifications and/or Bid Documents, or be in doubt as to the exact meaning of any provision or detail shall notify the Designer at once, and before the deadline for Questions and Clarifications. The Designer may then, at their option, issue Addenda clarifying same. The Designer is not responsible for oral instructions, or Bidder's/Contractor's misinterpretations of Drawings, Specifications and/or Bid Documents.
- B. The Designer reserves the right to issue Addenda at any time up to thirty-six (36) hours prior to the scheduled bid opening. All such addenda shall become, upon issuance, an inseparable part of the Specification/Contract Documents. Each bidder shall incorporate within their bid all costs for items listed in any/all Addenda and shall acknowledge receipt and identifying number of each Addendum on the Bid Form and on the outside of the sealed bid container.
- C. Addenda will be forwarded to each bidder who has received a copy of the Bidding Documents and has submitted "Intent to Bid Form" as well as be publicly available.

### 3.03 BID SECURITY, BONDS, AND INSURANCE

- A. Bid Security, Performance and Payment Bonds are required on this project.
  - 1. Bid security equal to five percent (5%) of the bid amount must accompany each bid in accordance with the Instruction to Bidders.
    - a. Bid security shall be either a Bid Bond issued by a company licensed in the State of Michigan to furnish bid security or Certified Check made payable to the Owner.
- B. The selected Contractor will be required to provide a performance bond and a payment bond each in an amount equal to one hundred percent (100%) of the bid amount including any accepted alternates at the Owner's discretion.
  - 1. The surety of the performance bond shall remain in effect until all acceptances and final contract close-out requirements herein have been executed by the Owner.
- C. Contractor shall provide, prior to beginning any work at the sites, certificate of insurance for delivery to Owner indicating all required insurance coverage is in force.

1. Workers' Compensation and Employer's Liability Insurance
  - a. Coverage A – Statutory
  - b. Coverage B - \$1,000,000 Per Accident
2. Broad Form Comprehensive General Liability Insurance (including – Premises, Elevators, Contractor's Protective Liability, Contractual, Products & Completed Operations – including Broad Form Extensions).
  - a. Each Occurrence - \$1,000,000
  - b. General Aggregate - \$2,000,000
  - c. Products & Completed Operation Aggregate - \$2,000,000
  - d. Personal Injury & Advertising Injury - \$1,000,000
  - e. Fire Legal - \$100,000
3. Sub-contractors Operations, Products – Completed Operations and Contractual Liabilities, plus such excess coverage as may be appropriate for the limits listed.
4. Comprehensive Automobile Liability Insurance (owned, hired, and non-owned automobiles).
  - a. Bodily - \$1,000,000 each Person and \$1,000,000 each Occurrence
  - b. Property Damage - \$1,000,000
5. Furnish Owner with Contingent Liability Insurance Policy with coverage and liability limits the same as for Public Liability Insurance specified herein. Designate on policy as assured, only the Owner.
6. Furnish Owner with Contingent Property Damage Insurance Policy with coverage and liability limits the same as for Property Damage specified herein. Designate on policy as assured, only the Owner.
7. Policies shall include notification clause requiring ninety (90) days written notice to Owner in the event of policy cancellation, expiration, non-renewal, coverage reduction or other material change.
8. Contractor shall not commence work under the Contract until after all insurance required herein as been obtained and certificates for such are approved by Owner.

D. All such bonds and/or insurance shall be issued by surety licensed by the State of Michigan and acceptable to the Owner.

1. Insurance certificate(s) shall be signed by insurance agent licensed in the state of Michigan or a representative of the insurance company.

E. Contractor agrees to indemnify and hold harmless the Owner and Designer, including their agents and employees, from and against all claims, damages, losses and expenses, including, but not limited to, attorney fees arising out of, or resulting from the performance of the work to the fullest extent allowed by law on a comparison basis of fault.

### 3.04 MODIFICATION AND WITHDRAWAL

A. Bids may be withdrawn and/or changed any time prior to the deadline for submission of bids. Bids may not be withdrawn or changed thereafter and shall be deemed a firm offer continuing for ninety (90) calendar days. Bids received after the deadline for submission will be returned unopened at the Owner's discretion.

B. Withdrawal of any Bid after the opening time without specific approval by Owner may result in forfeiture of required bid security by Bidder.

### 3.05 CODES, ORDINANCES, REGULATIONS AND RELATED

A. All labor and materials shall be furnished and installed in strict accordance with the latest applicable codes, ordinances and regulations of any governing body having jurisdiction over this project.

B. In the event the quality of labor and materials required by the Drawings and Specifications herein exceeds requirements of current applicable codes, ordinances and regulations, the Drawings and Specifications shall take precedence.

C. In the event the quality of labor and materials required by current applicable codes, ordinances and regulations having jurisdiction over this project exceeds that of the Drawings and Specifications herein, the applicable codes, ordinances and regulations shall take precedence.

D. The Contractor shall give all notices and comply with all codes, laws, ordinances, rules, and regulations of any authority having jurisdiction, which bears on the performance of its work. This compliance includes, but is not limited to, the Michigan School Safety Initiative (PA129, PA130, PA131 and PA138) if applicable to work being performed.

E. The Contractor shall pay for all licenses, permits, taxes, and fees required for this project; and shall comply with all federal, state, local and Owner's codes, laws, ordinances, regulations, and other requirements applicable to the work



specified at no additional cost to the Owner. Contractor shall submit copies of all approved certificates and approvals to the Owner upon receipt.

### 3.06 SUB-CONTRACTOR AND MATERIAL SUPPLIER

- A. The successful Bidder shall submit to the Owner and Designer a complete list of all sub-contractors and all material suppliers proposed to engage on the work. Sub-contracts shall not be awarded until after they have been approved by the Designer and Owner.
- B. Finalist bidders may be required to submit additional details related to sub-contractors and suppliers within forty-eight (48) hours after the bid opening.
- C. Names of any principal sub-contractors must be listed on the Bid Form.
- D. All contracts made by the successful Bidder with Subcontractors shall be covered by the terms and conditions herein. The successful Bidder shall see to it that Subcontractors are fully informed in regard to these terms and conditions and shall bind all subcontractors to the same terms and conditions. Failure to do so will absolve the Owner from any liability for additional cost due to subcontractor claims for additional cost, time, or any claim(s) for additional cost by subcontractor(s).

### 3.07 BID RESPONSE FORMAT

- A. Bidder shall provide complete Bid copies in two formats as described herein.
  - 1. One (1) Hard copy format responses shall be in a bound tabulated format. Each response shall have tab indicators for each section.
  - 2. One (1) Electronic copy format responses shall be submitted on a USB Drive, readable by a standard Microsoft Windows 11 workstation. Electronic media shall contain separate folders to organize response documentation as described herein. Files submitted electronically shall be **Adobe Acrobat** "PDF" format (SCHEDULE OF VALUES is additionally required to be on the disk in the appropriate folder as a spreadsheet and as described herein).
- B. All Bid Response formats shall be clearly externally marked to include, but not be limited to:
  - 1. Bidder identification.
  - 2. Project Owner identification.
  - 3. Project name.
  - 4. Bid submission date.

- C. Bid Responses shall include an index containing copies/PDF of a complete index of documents comprising Bid Response. Responses shall include, but not be limited to the following tabbed/folder sections:
1. Section 1 – Forms, which shall contain copies/PDF files of all required and completed bid forms.
    - a. BID FORM
    - b. Michigan Familial Relationship Disclosure Statement
    - c. Iranian Linked Business Affidavit
    - d. REFERENCES
    - e. CONTRACT EXCEPTIONS
    - f. SCHEDULE(s) OF VALUES
    - g. BID BOND
  2. Section 2 – Overview, which shall contain copies/PDF files of cover letter and/or executive overview.
  3. Section 3 – Submittals, which shall contain copies/PDF files of all required and voluntary submittals.
  4. Section 4 – Appendices, which shall contain copies/PDF files of other reference materials Bidder wishes to or is required to submit.

### 3.08 AWARD OF CONTRACT

- A. The material proposed to be used for the completion of work, and the competency, solvency and responsibility of bidders will receive due consideration before award of contract. In the reception of bids for this work, the Owner incurs no obligation to accept the lowest, or any bid submitted. The right to accept or reject any and all bids or portion thereof is reserved by the Owner. The Owner reserves the right to require testimonial, accounting or legal documents pertaining to the solvency of a Contractor, or any other decision factor the Owner deems appropriate, prior to award of contract.
- B. Owner reserves the right to select individual components from schedule of values independent of installation as may be determined in Owners best interest. Selected bidder may be required to install selected components provided by others.
- C. Issuance of a Purchase Order by Owner in response to a valid bid shall be a Notice to Proceed, and shall become part of, but not limited to, all terms,

conditions, and requirements herein. Notice to Proceed shall have the full effect of contract award, and shall make all terms, conditions, requirements, and responsibilities of Bidder binding upon issuance. Notice to Proceed, once issued, shall become an inseparable part of the contract documents herein, and constitute both Bidder and Owner's acceptance of contract.

### 3.09 TIME, SCHEDULES, PROJECT MANAGEMENT, MEETINGS AND PLANS

- A. Time is of the essence on this project. Award of contracts for this project will be contingent on the bidder's agreement to complete the work on or before the contract completion date stated herein.
- B. All Contractors will commence work in such a manner and at such a time as to expeditiously interface with the work of other Contractors and will pursue the project diligently to completion. All Contractors will work in a cooperative manner with Owner and other Contractors.
- C. Contractor shall appoint an overall Project Manager acceptable to Owner, with skills and experience deemed appropriate by the Owner for the scope and size of the project. Project Manager shall be responsible for the scheduling of all Contractor resources and attending all project meetings. Upon notification of Bidder being considered a finalist, the Bidder shall submit professional resume of proposed Project Manager within forty-eight (48) hours.
  - 1. Project meetings shall be conducted at Owner's selected and identified location weekly and at Owner's and/or Designer's discretion.
  - 2. Within five (5) days of Notice to Proceed (issuance of a Purchase Order by the Owner), Contractor's Project Manager shall provide to the Owner a critical flow path in the form of a "Gantt Chart" (or equivalent) indicating the proposed sequence of events and approximate beginning and completion dates in accordance with, compliance to, and coordinated with requirements herein.
  - 3. Changes of the Project Manager during the project shall not be acceptable without prior written approval from the Owner.
  - 4. It is the responsibility of the Contractor's Project Manager to schedule work, work out issues, ensure that all required products and services are delivered according to schedule and attend to any other matters required by the Owner in the interest of professional and timely completion of the project.
  - 5. The appointed Project Manager, or a designee acceptable to the Owner, shall be in attendance of all project meetings throughout the term of the project. Failure to do so may be considered a material breach of contract.

6. After a ten (10) business day notice, the Owner reserves the right to request a new Project Manager, when it appears that, in the Owner's sole discretion, the Project Manager is not fulfilling the full responsibilities of the position. Failure by Contractor to provide adequate Project Manager meeting requirements of the Owner, may result in Contract termination.

### 3.10 CHANGES IN THE WORK

- A. No changes in work with the effect of either increasing or decreasing in the project value shall be made without specific and prior authorization by the Owner and Designer.
- B. Owner, without invalidating the contract and without notice to any surety, may at any time order extra work or make changes by altering, adding to or deducting from the work, the Contract Sum being adjusted accordingly. All such work shall be authorized by a written Change Order approved by Owner and Contract Designer. Upon receipt of such an order Contractor shall promptly proceed with the work involved. All such work shall be executed under the conditions of the original Contract. Owner authorized change order(s) may be issued at any time prior to Contract close out.
- C. When so directed, Contractor shall promptly submit an itemized estimate and a unit price for performing or deleting such extra or changed work as may be contemplated. Any extensions or reductions of the contract time associated with extra or changed work shall be identified at the time Contractor submits such documentation.
- D. At the Owner's discretion, adjustments in the Contract Sum shall be determined by one or more of the following methods:
  1. By mutual acceptance of a lump sum cost, including overhead and profit, itemized and supported by sufficient substantiating data to permit evaluation.
  2. By unit prices stated in the Contract Documents including, but not limited to, Schedule of Values.
  3. By unit prices mutually agreed upon.

### 3.11 PAYMENT REQUESTS AND PAYMENTS

- A. Contractor's invoices shall be submitted monthly in correlation with the Project Schedule indicating percentage of work completed.
- B. All contract and change order invoices shall be sent directly to Contract Designer.

- C. A 10% retainage shall be held back on all payment requests, including, but not limited to hardware, software, change orders and services, until final completion and close out of the project or project phase as determined by Owner and Designer.
- D. Contractors are required to submit all invoices on approved AIA Payment Request Forms or other billing format pre-approved by Contract Designer. Each AIA Payment Request Form shall be accompanied by a properly completed, executed, and notarized Waiver of Lien which shall be in a format and contain verbiage approved by Owner.
- E. The Contract Designer and Owner shall process payment requests on a monthly schedule and in accordance with their respective established processes and procedures. Payments will be made by the Owner based only on AIA Request Forms having been previously certified, audited and approved by Contract Designer and accompanied by acceptable Waiver of Lien.

END OF SECTION

SECTION 00 65 00  
CONTRACT CLOSE OUT

PART 1 - GENERAL

1.01 WORK INCLUDED

- A. Provide an orderly and efficient transfer of the completed work to Owner.
- B. Details affecting work of this Section includes but is not limited to all other Sections herein and all related Contract Documents.
- C. Activities relative to Contract close-out are described in, but not limited to, this and other Sections of this document.

1.02 SUBSTANTIAL COMPLETION

- A. "Substantial Completion" shall be defined as:
  - 1. All responsibilities of Contractor for all provisions and requirements of all divisions and sections of complete Contract herein, and as amended, are properly and fully completed, or properly, accurately, and acceptably provisioned for.
  - 2. All systems, equipment, facilities, services, programming and/or components required by all divisions and sections of complete Contract are fully operational, acceptable, and useful to the Owner for their intended purposes.
- B. Prior to requesting inspection by Designer to certify Substantial Completion, Contractor shall use adequate means to assure the Work is completed in accordance with the specified requirements and is ready for such inspection.

PART 2 - MATERIALS

2.01 NOT USED FOR THIS SECTION

PART 3 - EXECUTION

3.01 PROCEDURES

- A. Contractor shall submit a written request to Designer indicating they have achieved Substantial Completion of Work.
- B. Within a reasonable time after receipt of the request, Designer will inspect Work to determine status of completion.
- C. Should Designer determine the Work is not substantially complete:

1. Designer promptly will so notify Contractor, in writing giving reasons therefore and providing sufficient details to allow Contractor to make corrective actions.
  2. Contractor shall then expeditiously remedy the deficiencies and notify Designer in writing when ready for re-inspection.
  3. Designer will re-inspect the Work.
  4. Excessive re-inspections of Work may result in fees being assessed Contractor.
- D. Should Designer concur the Work is substantially complete:
1. Designer will prepare a letter of Substantial Completion.
  2. Designer will submit the letter to Owner and Contractor.
  3. Contract shall be deemed "Closed Out" for retainage purposes.
  4. Final Acceptance of the system shall be deemed complete.

END OF SECTION

SECTION 27 42 19  
DIGITAL SIGNAGE SYSTEMS

PART 1 - GENERAL

1.01 DESCRIPTION OF PROJECT

- A. Work described in this specification section pertains to new digital signage infrastructure, equipment and installation for Wayne-Westland Community School District.
- B. Contractors shall propose Systems and/or components to be deployed using standard procedures and technology components and as specified herein. The system components shall be installed and connected to the owner's existing physical infrastructure and as specified herein.
- C. Contractor shall advise, coordinate and work cooperatively with Owner representatives or owner's designee related to any configuration changes required and/or proposed for Owner's existing physical infrastructure.
- D. Contractor shall work collaboratively with Owner and Designer. Work shall include but not be limited to installation of supplied equipment, removal of existing equipment and full operational capacity of system as specified herein.
- E. The Contractor shall design, engineer, configure, supply, connect, test, document, train Owner representatives and warrant a fully operational and compliant system and/or component connection to the system complete and with full functionality as specified herein.
- F. Contractor shall provide all transportation and delivery services in a timely manner to individual work location(s) at each site of work in preparation for installation activity.
- G. Contractor shall coordinate their installation with other contractors, Designer and the Owner as is appropriate.

1.02 WARRANTY

- A. Complete installation shall be free from defect and/or failure for a period of warranty. Any replacement, upgrade, or fix, including labor for any non-conforming or non-operational part of the system shall be fixed and/or replaced at no cost to the Owner.
- B. Manufacturer's warranty shall be provided for all components of the system.
  - 1. Any documents and/or submittals required by individual manufacturers for compliance with the standard and/or applicable extended warranty programs shall be provided and submitted for approval by the Contractor.



2. Contractor shall submit all documents, apply for warranty or extended warranty certification, and provide a Certificate of Warranty or Extended Warranty as may be applicable from the manufacturer prior to project closeout.
3. Standard manufacturer warranty duration and terms shall be identified for each component with bid as well as additional fee required for warranty duration election of each of the following terms:
  - a. Seven (7) year parts, licensing, firmware, and labor warranty.
- C. On site services provided under the warranty shall be performed by personnel or representatives of manufacturer of individual components and/or appropriately trained and certified Contractor representatives as herein defined and located within physical proximity to provide response levels deemed acceptable to Owner.
- D. Contractor shall provide the following response times for all malfunctioning equipment:
  1. Twenty-four (24) hours or less for matters that render twenty percent (20%) or more of the system unable to maintain normal functionality.
  2. Two (2) business days for matters not meeting the above criteria.
  3. Response time shall be measured from the time Contractor is notified by Owner to the time work is begun to resolve the matter.
- E. Bidder shall provide current annual maintenance contract pricing, terms and conditions for recommended maintenance programs for all equipment following the specified and included warranty periods as a Voluntary Alternate. This information will be considered by Owner and Designer as part of the bid evaluation process.
- F. System Warranty shall commence on date of substantial completion as certified by Designer and provided for herein. Delivery to work site of materials, physical removal from packaging, issuance of Contractor documents including, but not limited to invoices and/or packing slips, or any event or documentation, not specifically provided for herein, shall have no effect on Warranty or System Acceptance by Owner and/or Designer.

### 1.03 SUBMITTALS

- A. Submittals shall consist of, but not be limited to, technical cut sheets and detailed information pamphlets on all components of the system to be installed. All cut sheets and submittals shall be distinctly marked to highlight the actual part number of the item being submitted for approval with Bid Proposals.

- B. Shop drawings, data sheets and diagrams shall be submitted by Bidder for approval by Designer with Bid Proposals.
  - 1. Shop drawings, data sheets and diagrams shall show all data relating to structural, electrical, wiring, cross connect, interconnect, equipment arrangement/layout, and any other information deemed significant by the Designer.
  - 2. No work constituting final installation shall be commenced until after approval of shop drawings, data sheets and diagrams by Designer.
- C. Contractor shall provide proof of manufacturer support by photocopy of certification and letter of support from major component manufacturers for this specific project with Bid Proposals.
- D. Equipment or material installed for this project that do not have an approved submittal associated with it, will be removed, and replaced with acceptable equipment or material as defined by the Designer. All replacement costs including, but not limited to material and labor, shall be the sole responsibility of the Contractor.
  - 1. The Owner and/or Designer may notify Contractor of any offending situations under this provision allowing Contractor up to forty-eight (48) hours to correct the situation prior to taking other corrective action.
  - 2. The Owner reserves the right to replace unapproved materials and deduct the costs of doing so as defined herein from any amounts that may be due or become due Contractor.
- E. The Contractor shall submit within ten (10) calendar days after the Notice to Proceed, a schedule that reflects the sequence of activities of the contractor's approach to the execution of and completion of the work. The schedule shall be broken into work areas to provide for a clear identification of the planned progress of the work. Included in the schedule will be a list of tasks with list of deliverables and the percentage of work completed. This schedule shall coincide with progress payments applications dates and projected amounts. All durations shown will be in working days. Applications that generate Microsoft Project compatible files shall be management tools of choice. The timeframe described in the Contractor's Schedule shall represent the Contractor's plan for organizing, directing, managing, controlling, staffing, and executing the work required by the Contract Documents. The district will rely on such schedules to coordinate and otherwise plan the work of the District, other separate contractors, or the District's routine daily work.

#### 1.04 REFERENCE SPECIFICATIONS

- A. All work, products, and materials shall conform with the following standards as applicable for the intended use:

1. EIA/TIA Commercial and Administration Standards
2. NEC
3. IEEE 802
4. IETF RFCs
5. FCC – All Applicable Rules and Regulations
6. UL
7. MIOSHA Safety Standards

#### 1.05 CONTRACTOR

- A. The Contractor shall accept complete responsibility for the installation, certification, and support of the system and/or components as required herein. Contractor shall be an authorized vendor of all major components.
- B. All work shall be performed and supervised by Project Managers, Engineers and/or Technicians who are qualified to install specified equipment and perform related tests as recommended by the manufacturer and in accordance with the manufacturer's best practices and methods and as required herein.
- C. Project Managers, Engineers and Technicians employed on this project shall be properly and fully trained and qualified by the manufacturer on the installation and testing of the equipment and systems to be installed.
- D. The Contractor shall have a proven track record in comparable system supply, configuration, and installation. This must be shown by the inclusion of references of at least three (3) projects involving the supply and/or installation of similar systems completed by the Contractor in the prior two (2) years with the sealed Bid Proposal as provided herein.

#### PART 2 - PRODUCTS

##### 2.01 Acceptable Manufacturers

- A. Acceptable manufacturers have been provided to comply with a standard for individual components associated with the specified system. Indicated components include particular models and makes currently installed and/or preferred by Owner.
- B. Any system bid shall be based only on acceptable manufacturer's components.

##### 2.02 Supply most current version of all products provided.

- A. Manufacturer shall have five (5) years of experience and history manufacturing similar products to those specified.
  - B. Proposed components shall have been field tested and proven in actual use.
  - C. Prior and/or old versions of products, unless specifically approved and documented by Designer and/or Owner shall not be acceptable.
  - D. In cases where a newer version of hardware or software is available at the time of installation, Contractor shall request clarification from Designer on which version is to be used.
- 2.03 Furnish only new, first-class quality materials and equipment.
- 2.04 FLAT PANEL DISPLAY – Configuration A
- A. Flat panel display configuration A shall be provided and installed in locations as indicated with an A in Appendix A.
    - a. Samsung
      - 1. QBB Series 65”
    - b. Panasonic
    - c. LG
  - B. Flat panel display shall meet or exceed the following minimum standards:
    - 1. Sixty-Five (65”) diagonally
    - 2. Capable of 16/7 operation
  - C. Contractor shall provide one (1) 5’ Highspeed HDMI cable to connect signage device to the flat panel input.
- 2.05 FLAT PANEL DISPLAY – Configuration B
- A. Flat panel display configuration B shall be provided and installed in locations as indicated with an B in Appendix A.
    - a. Samsung
      - 1. QBB Series 55”
    - b. Panasonic
    - c. LG

- B. Flat panel display shall meet or exceed the following minimum standards:
  - 1. Fifty-Five (55”) diagonally
  - 2. Capable of 16/7 operation
- C. Contractor shall provide one (1) 5’ Highspeed HDMI cable to connect signage device to the flat panel input.

#### 2.06 FLAT PANEL DISPLAY – Configuration C

- A. Flat panel display configuration C shall be provided and installed in locations as indicated with an C in Appendix A.
  - 1. Acceptable Manufacturer(s):
    - a. Samsung
      - 1. QBB Series 43”
    - b. Panasonic
    - c. LG
- B. Flat panel display shall meet or exceed the following minimum standards:
  - 1. Forty-Three (43”) diagonally
  - 2. Capable of 16/7 operation
- C. Contractor shall provide one (1) 5’ Highspeed HDMI cable to connect signage device to the flat panel input.

#### 2.07 WALL MOUNTS – TILTING

- A. Tilting display mounts shall be provided and installed in all locations in Appendix A.
  - 1. Acceptable Manufacturer(s):
    - a. Chief
      - 1. LTM1U
    - b. Peerless-AV
      - 1. ST660
    - c. Or Equal

B. Tilting display mounts shall meet or exceed the following minimum standards:

1. Tilt shall meet or exceed +2°, -12°

## 2.08 SIGNAGE PLAYERS

A. Signage players shall be provided and installed in all locations in Appendix A.

1. Acceptable Manufacturer(s):

- a. VISIX

1. VX-S-CPM-H

- b. Or Equal

2. Shall meet or exceed 1080p resolution
3. Shall include Sixty-Four (64) GB of onboard storage
4. Shall have HDMI AV Output

B. Ten (10) additional signage players shall be provided and installed in location to be determined at later date.

1. Acceptable Manufacturer(s):

- a. VISIX

1. VX-S-CPM-H

- b. Or Equal

2. Shall meet or exceed 1080p resolution
3. Shall include Sixty-Four (64) GB of onboard storage
4. Shall have HDMI AV Output

## 2.09 MANDATORY ALTERNATE A

A. Articulating display mounts shall be provided and installed in all locations in Appendix A.

1. Acceptable Manufacturer(s):

- a. Peerless-AV

1. PA762

b. Or Equal

B. Articulating display mounts shall meet or exceed the following minimum standards:

1. Extend distance must meet or exceed 20" from mounting location.

2.10 ALLOWANCES

A. Contractor shall include allowances for equipment and/or other contract service reimbursements as required below in base bid lump sum amount(s). Equipment and/or contract services shall be provided and sourced at Owner's discretion and convenience with full cooperation by Contractor and paid for from successful bidder's contract in the amount(s) provided for herein. Any allowance amount proving to be excessive for the intended equipment and/or contract services shall be credited to the Owner against contract payment requests.

1. Allowance shall be made in the amount of \$67,500.00 for Owner directed contracting services for electrical, network or other upgrades as needed.

PART 3 - EXECUTION

3.01 PREPARATION

- A. Contractor shall conduct detailed walk-through examination with Designer, Construction Manager and Owner verifying equipment and material locations as well as mounting and placement requirements prior to commencement of other installation activities.
- B. Contractor shall insure all submittals and have been provided to, and approval has been obtained from Designer and Owner prior to commencement of any final installation activities. Submittals shall include, but not be limited to:
1. Shop drawings, data sheets and system diagrams including specific cable connectors and types proposed to be installed.
  2. Asset tag format, composition, attachment method and location on each serialized component being provided.
  3. Firmware configuration template to be used for each component provided.
  4. Written installation, coordination, and test procedure to be followed by installing technicians and engineers.
  5. Final documentation template.

### 3.02 INSTALLATION

- A. Contractor shall be familiar with the environment where work will be done as specified herein and make every reasonable effort to minimize interference with Owner's or other contractor's activities.
  - 1. Appendices depicting general ceiling conditions for areas of buildings are included herein. Contractors shall field verify specific room conditions.
- B. Work Areas shall be cleaned at the end of each day. All debris shall be cleared, removed, and disposed of off premise. All equipment and tools shall be removed from common areas and stored in approved, secure storage locations.
  - 1. Owner shall not be responsible for disposal or transportation of any packaging materials or other waste items.
  - 2. Owner's waste containers including site dumpsters shall not be used for material disposal.
- C. All equipment and materials shall be installed in a neat and workmanlike manner. Best practices installation principles shall be used throughout the project.
- D. Removal and storage or recycling of Existing Equipment
  - 1. Contractor shall carefully remove all existing unused and abandoned equipment and transport them to location indicated by Owner for Owner disposition or recycle them at the Owner's direction.
  - 2. Contractor shall carefully remove wall mounted items such as but not limited to tackboards in locations receiving equipment described herein and transport them to location indicated by Owner for Owner disposition or recycle them at the Owner's direction.
- E. The Contractor shall furnish, set in place, and install all equipment necessary for a fully compliant and operational system as specified herein. The installation process includes, but is not limited to the following:
  - 1. Inventory receipt of all components and equipment.
  - 2. Storage of all equipment and components until such time those items are installed according to the specifications.
  - 3. Transport equipment to the Owner's installation location(s).



4. Assemble, install, configure, and test all equipment and components, maintaining accurate inventory records and status documents and discarding packaging.
  5. Collect all information necessary to accurately program all system devices to the Owner's intended use and need.
  6. Label with asset tags and other markings provided by Owner all system devices as may be appropriate and required by Owner and Designer.
  7. Work shall be performed to meet local codes and industry standards including proper grounding and bonding of installed equipment. Work shall conform to "best practices" observed by industry professional installers and as required by Owner and Designer.
  8. Work shall include careful coordination and cooperation with others to insure a timely, cost effective and proper installation for Owner's intended application. Such efforts shall include, but not be limited to, coordinating, and cooperating with other contractors, Owner, Designer and Engineer.
  9. Where cables are to be routed through or on a finished wall, standard connectors must be used at the wall location to terminate call cables. All wall plates shall be stainless steel. Plastic or nylon plates shall not be acceptable. Cables routed out of a wall box on a finished wall without proper standard connection termination shall not be acceptable.
  10. All cables shall be proper and adequately supported using hooks or rings no more than eight feet (8') apart. Cables supported by structural steel, ceiling grid or hanger wires will not be acceptable. All cable routing shall be neat and orderly and provide adequate slack usage and serviceability.
  11. Label all cable connections for intuitive user access and as directed by Owner and Designer.
- F. Each item shall be fully and completely installed and configured for the Owner's final use. All installation and configuration activities shall be in full compliance with, and fully using manufacturer's installation instructions, best practices and industry best practices. No abbreviated installation or configuration activities shall be acceptable.
- G. It shall be the responsibility of the Contractor to repair or replace any damage done to the structure of finishes in the building by the Contractor. If in the course of work, Contractor damages, marks or misplaces any surfaces or access plates/panels the Contractor shall repair and/or replace the surface, plate or panel to the original condition.
1. Repairs shall include, but not be limited to patching and painting.

2. Final determination as to the damage condition and/or repair/replacement fitness of any surface, plate or panel shall be the sole responsibility of the Designer.
  3. The building and work area shall be returned to its original condition prior to final sign off of the project.
- H. Following installation and system “turn-up”, but prior to final acceptance of the system, Contractor shall conduct follow-up interviews with Owner identified administrators and staff to review system functionality, suitability and confirm feature and program fitness for Owner applications.
1. Follow-up interviews shall be fully documented by Contractor and submitted to Owner for approval.
- I. All cable and device labels shall match existing standard.
- J. Worksites include the following:
1. Adams Elementary School  
33475 Palmer  
Westland, Michigan 48186
  2. Adlai Stevenson Middle School  
38501 Palmer  
Westland, Michigan 48186
  3. Albert Schweitzer Elementary School  
2601 Treadwell  
Westland, Michigan 48186
  4. Alexander Hamilton Elementary School  
1031 Schuman  
Westland, Michigan 48186
  5. Benjamin Franklin Middle School  
33555 Annapolis Street  
Wayne, Michigan 48184
  6. David Hicks Elementary  
100 Helen  
Inkster, Michigan 48141
  7. Dyer Administration Building  
6745 Marquette  
Westland, Michigan 48185

8. Eugene B. Elliott Elementary School  
30800 Bennington  
Westland, Michigan 48186
9. Hoover Wayne Westland Community High School  
5400 Fourth  
Wayne, Michigan 48184
10. John Glenn High School  
36105 Marquette  
Westland, Michigan 48185
11. P.D. Graham Elementary School  
1255 S. John Hix  
Westland, Michigan 48186
12. Roosevelt-McGrath Elementary School  
36075 Currier  
Wayne, Michigan 48184
13. Schweitzer Elementary School  
2601 Treadwell  
Westland, Michigan 48186
14. Stottlemeyer Early Childhood & Family Development Center  
34801 Marquette  
Wayne, Michigan 48185
15. Taft-Galloway Elementary School  
4035 Gloria  
Wayne, Michigan 48184
16. Thomas A. Edison Elementary School  
34505 Hunter  
Westland, Michigan 48185
17. Walker-Winter Elementary School  
39932 Michigan  
Canton, Michigan 48188
18. Wayne Memorial High School  
3001 Fourth Street  
Wayne, Michigan 48184
19. William D. Ford Career-Technical Center  
36455 Marquette  
Westland, Michigan 48185

20. Wildwood Elementary School  
500 N. Wildwood  
Westland, Michigan 48185

### 3.03 TESTING

- A. In an effort to ensure a smooth “turn-up” of the new system Contractor shall submit to a thorough testing process as defined herein prior to cut-over.
- B. Prior to requesting testing by Designer, the Contractor shall use adequate means to assure the Work is completed in accordance with the specified requirements, meets the owner’s specific application requirements and is ready for functionality and integrity testing.
- C. Testing Procedures
  - 1. Prior to system “turn-up”, Contractor shall submit a written request and proposed test plan to Designer indicating they have completed full and final configuration of the system and are ready to have system integrity and functionality tested.
  - 2. Within reasonable time after receipt of request, Designer will accept or revise the proposed test plan, provide a test schedule and coordinate testing date(s) with Owner and Contractor.
  - 3. Should Designer determine the Work is not acceptably configured or not of adequate integrity:
    - a. Designer promptly will so notify Contractor, giving reasons therefore and providing sufficient details to allow Contractor to make corrective actions.
    - b. Contractor shall then expeditiously remedy the deficiencies and notify Designer in writing when ready for re-testing.
    - c. Designer will schedule re-test of the Work.
    - d. Excessive re-testing of Work may result in fees being assessed Contractor.
  - 4. Should Designer and Owner concur the Work is configured properly, and system integrity is as required:
    - a. Designer will review Contractors detailed “turn-up” plan, and upon finding it acceptable issue a memorandum of Testing Completion to Owner and Contractor after which system “turn-up” can proceed.

### 3.04 DOCUMENTATION

- A. Contractor shall, throughout the completion of the project, provide Owner a file storage system that shall include all necessary equipment, including if reasonably required, file drawers, folders, dividers, etcetera, to contain all as-built drawings, owner's manuals of all equipment installed, warranty and maintenance information and other information the Contractor, Designer and/or Owner deem necessary. Documentation shall also be provided in a digital format in file formats and on media as specified by Owner and/or Designer.
- B. Contractor shall be responsible for providing thorough, timely documentation on all hardware, software. Documentation shall include, but not be limited to:
  - 1. Equipment description.
  - 2. Equipment make.
  - 3. Model number.
  - 4. Software release.
  - 5. Date installed.
  - 6. Manufacturer's warranty.
  - 7. Maintenance contract terms.
  - 8. Verification of maintenance contract engagement.
  - 9. Telephone numbers for service and support.
  - 10. Detailed technical support and service procedure instructions.
  - 11. All product (hardware and software) manuals and manufacturer supplied documentation, including, but not limited to owner manuals, system administrator manuals and configuration guides. Where number of duplicate copies for particular manual or documentation item could be reasonably considered excessive, Contractor shall request direction from Owner and Designer.
  - 12. Photocopy of original invoice listing make and model for all components and equipment from individual manufacturer(s), distribution source(s), or authorized agent(s) to establish manufacturer warranty start date for potential use after end of contract warranty provisions.
  - 13. CAD or Visio as built drawings/diagrams for each building.
  - 14. System Configuration Report.

15. Complete inventory of installed hardware and system software including, but not be limited to, model numbers, Ethernet MAC address, serial numbers, physical installation location and software options.

### 3.05 TRAINING

- A. No training shall be conducted prior to training outline and/or syllabus being approved by Owner, Instructional or overview activities conducted without prior content approval with not be deemed contract training, and Contractor shall remain responsible for delivery of approved training.
- B. Contractor shall provide training for the Owner designated system administrator(s). Owner shall designate up to Eight (8) administrators to be trained. Training shall be a minimum of two (2), three (3) hour sessions in length, at the convenience of the Owner personnel, and of sufficient duration to satisfactorily complete training on all system administration functions including, but not limited to:
  1. Basic trouble shooting of the installed system and components including diagnostic and problem resolution actions.
  2. System back-up and restore functions and procedures for all system parameters and configurations.
  3. Device additions, moves and changes as well as reconfiguration.
  4. Review of system alerts, logs and monitoring of configuration parameters including, but not limited to and system configuration changes.

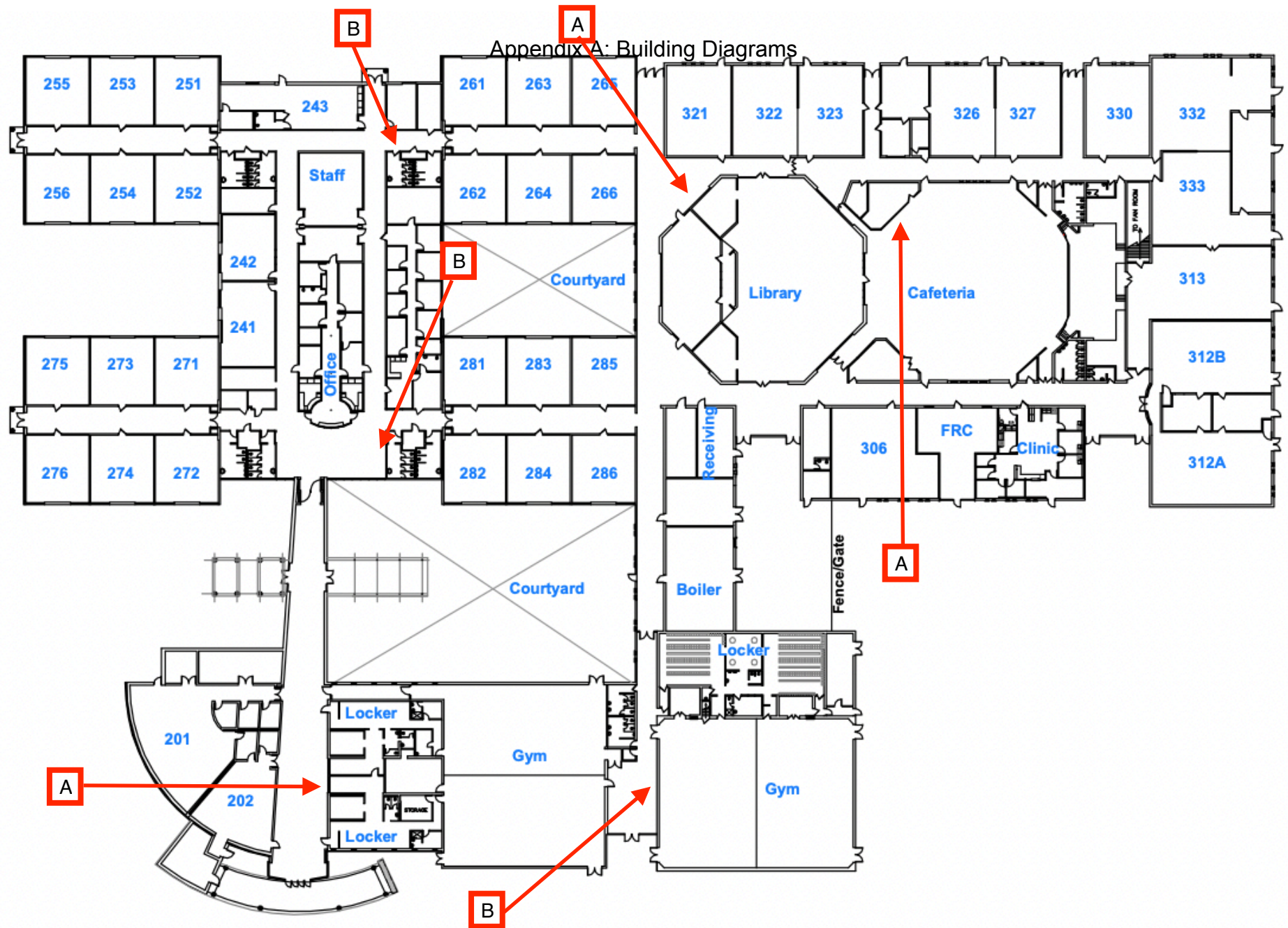
### 3.06 SCHEDULE, MEETINGS AND PLANS

- A. Schedule
  1. Final Vendor Presentations: Week of October 24, 2022
  2. Contractor Chosen: Week of November 1, 2022
  3. Work Commences: Week of December 1, 2022
  4. Substantial Completion: April 30, 2023 or as construction schedule permits.
  5. Project Close-out: August 1, 2023 or as construction schedule permits.
- B. Planed sequence of operations shall be established by the Contractor within the guidelines established by the Owner, as required herein and as required to meet schedules.
- C. All work shall be coordinated with Owner's construction manager on site.

- D. Project progress meetings shall be held, but not limited to, weekly at a site and time identified as convenient for Owner and as required herein. Meetings will be attended as required herein.

END OF SECTION

# Appendix A: Building Diagrams




## Adams Upper Elementary

Wayne-Westland Community Schools

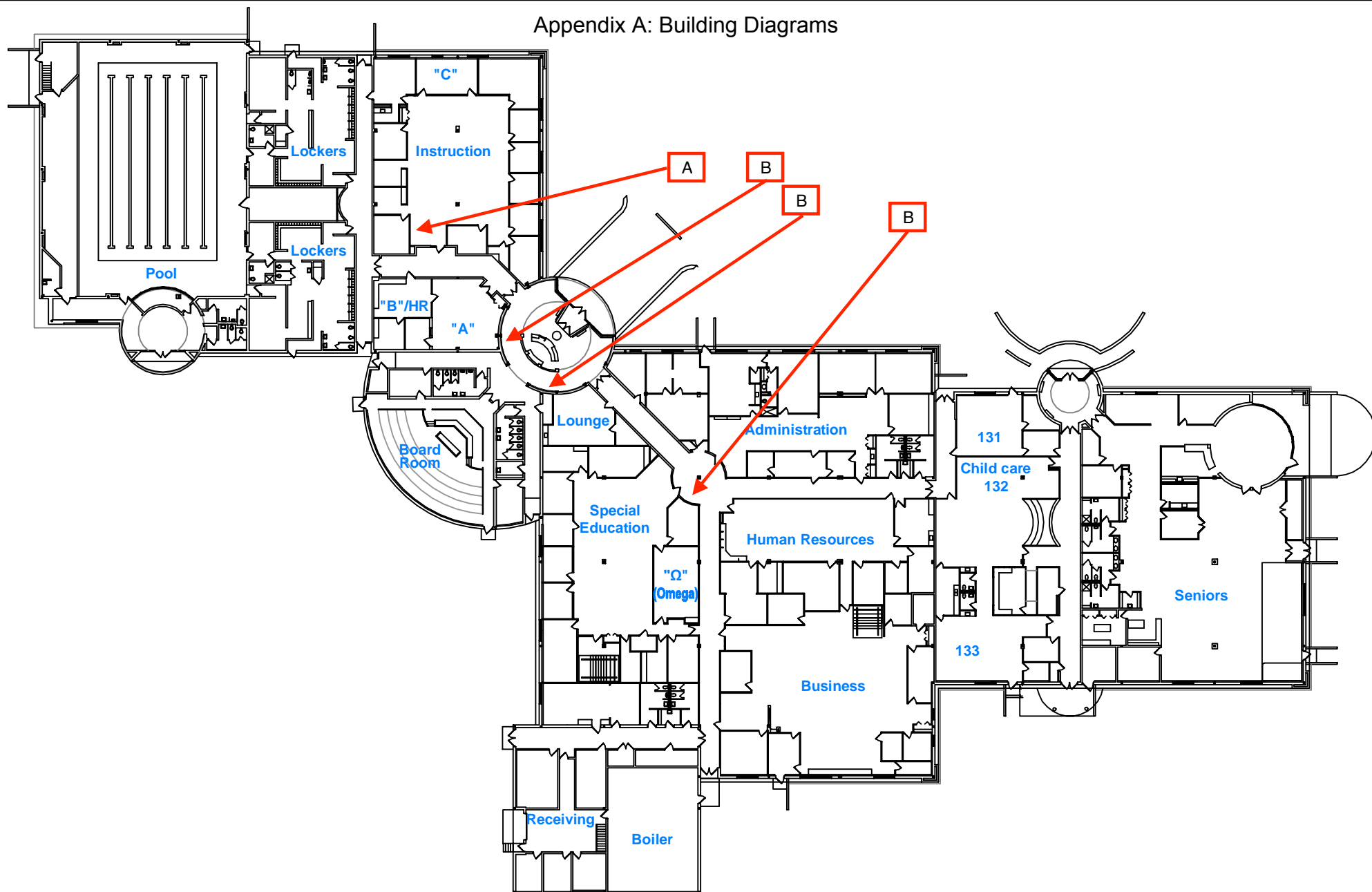
06-01-2013







## Appendix A: Building Diagrams




**Timothy J. Dyer Center**

Wayne-Westland Community Schools

06-01-2013







ISSUE DATE	ISSUED FOR
9/8/2021	BID DOCUMENTS
DRAWN	PSC
CHECKED	DWJ
APPROVED	PAC



PROJECT

WWCSD  
Edison  
Elementary School  
Remodel and Addition  
Westland,  
Michigan

SHEET

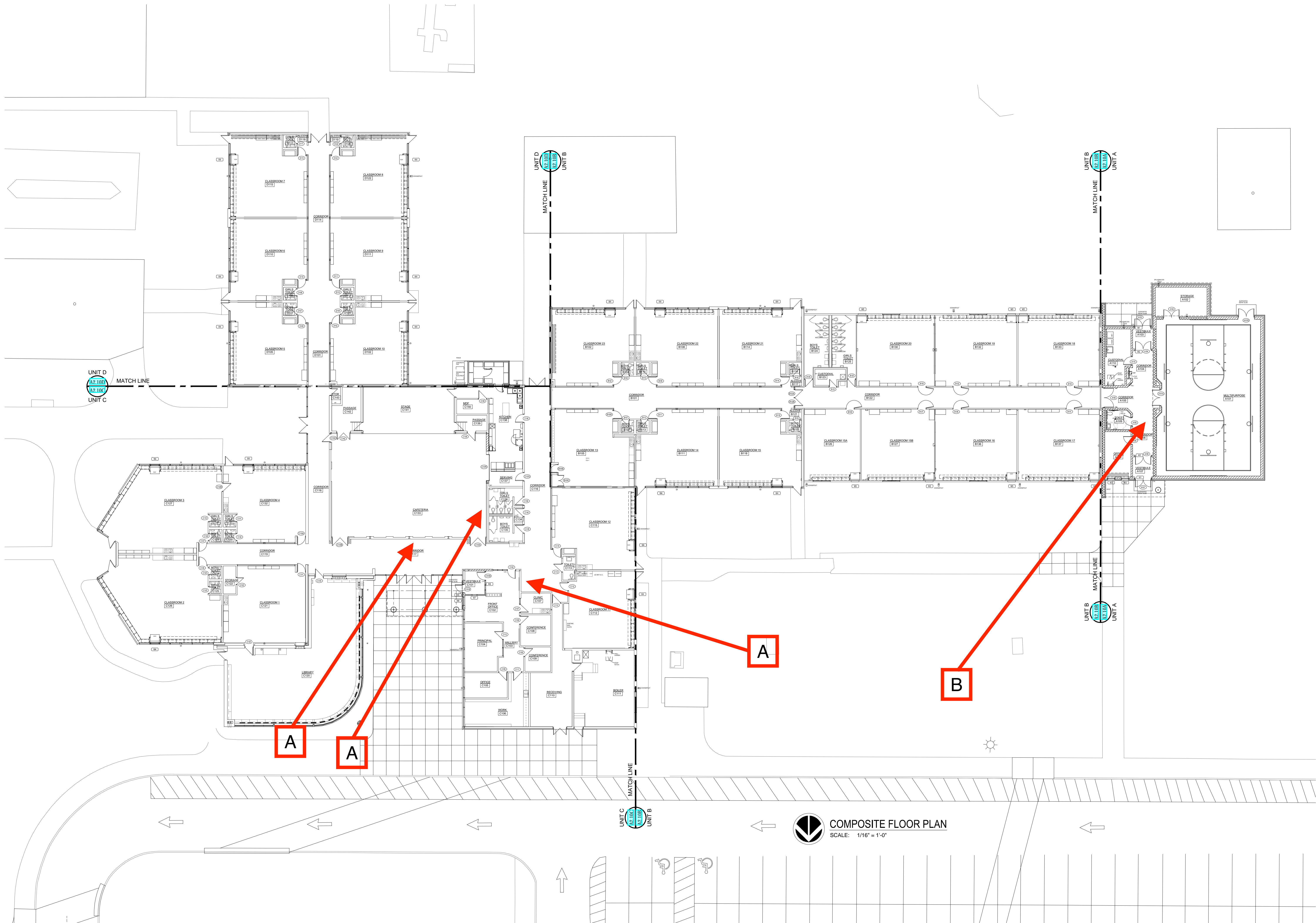
---

# COMPOSITE FLOOR PLAN

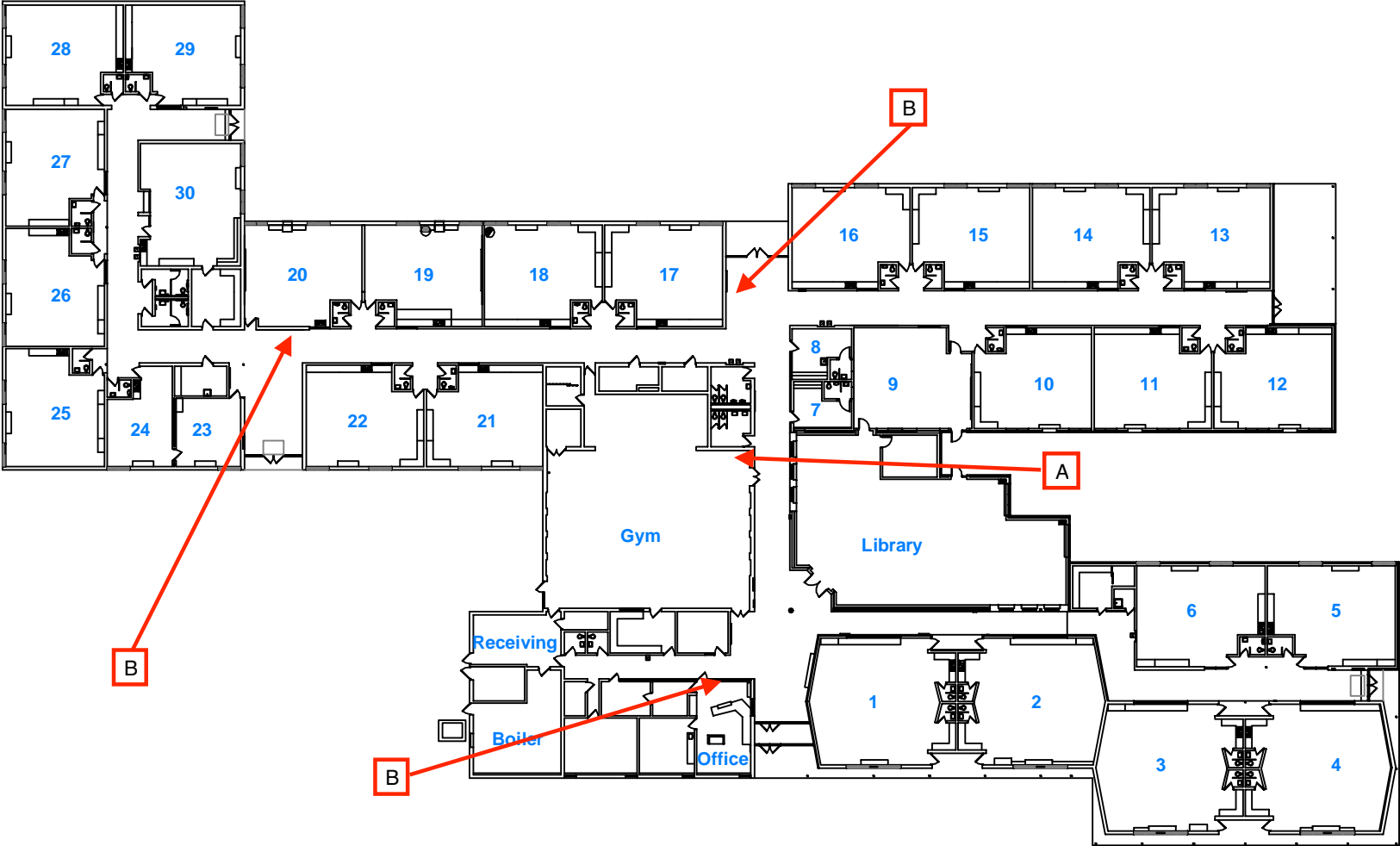
PROJECT NUMBER

2019-042

SHEET NUMBER  
**A2.01**



Appendix A: Building Diagrams



Downloaded At: 11:53 11 September 2009



**TMP ARCHITECTURE INC**  
 104 WYVY OCEAN LAKE ROAD  
 MOONSHINE HILLS • ARKANSAS • 68000  
 TEL • 501.964.6111 FX • 501.964.6088  
 FAX • 501.964.6111 [WWW.TMPARCHITECTURE.COM](http://WWW.TMPARCHITECTURE.COM)

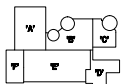
**REGISTRATION SEAL**

**CONSULTANT**

**PROJECT TITLE**  
**Ford Career  
Technical Center  
Additions and  
Remodeling**

**Wayne-Westland  
Community Schools**

**DRAWING TITLE**  
**Composite**  
**Floor Plan**



### ISSUE DATES

11/15/19	CONSTRUCTION SET
10/19/19	BDS
09/27/19	95% CM REVIEW
08/16/19	CM REVIEW REVISED
07/19/19	CM REVIEW
<b>DONE</b>	<b>IMPACT FOR</b>
<b>DRAWN</b>	KYC
<b>CHECKED</b>	WTF
<b>APPROVED</b>	JUC

PROJECT NO.

19008

DRAWING NO.

### AC.1





SCALE: 1" = 20'-0"

## BUILDING DATA

1. NO EXISTING FIRE SPRINKLER SYSTEM.
2. EXISTING CONSTRUCTION CLASSIFICATION - TYPE I(000) (NFPA 220) & II-B (MBC 2015) 2-STORY & 55' (MEZZANINE AND SECOND STORY MECHANICAL).
3. EXISTING USE CLASSIFICATION "E"- EDUCATIONAL.
4. UPGRADE EXISTING FIRE ALARM PANEL - VOICE/STROBE SYSTEM.
5. EXISTING EMERGENCY LIGHTING-REPLACE EMERGENCY BACKUP UNITS AS REQUIRED.
6. PROVIDE EXISTING ELECTRICAL SYSTEM WITH PORTABLE GENERATOR HOOK-UP.



1191 WEST SQUARE LAKE ROAD  
BLOOMFIELD HILLS • MICHIGAN • 48302  
PH • 248.338.4561 FX • 248.338.0223  
EM • INFO@TMP-ARCHITECTURE.COM

CONSULTANT

PROJECT TITLE

# Franklin Middle School Remodeling

**Wayne Westland  
Community Schools**

DRAWING TITLE  
**Composite Floor Plan**



## ISSUE DATES

12-13-2021	BULLETIN NO. 1
09-30-2021	CONSTRUCTION DOCUMENTS
08-26-2021	DESIGN DEVELOPMENT
04-12-2021	REVISED SD
04-08-2021	REVISED SD
04-02-2021	SCHEMATIC DESIGN
<b>DATE:</b>	<b>ISSUED FOR:</b>
<b>DRAWN</b>	JF, MWG
<b>CHECKED</b>	MWG
<b>APPROVED</b>	BW

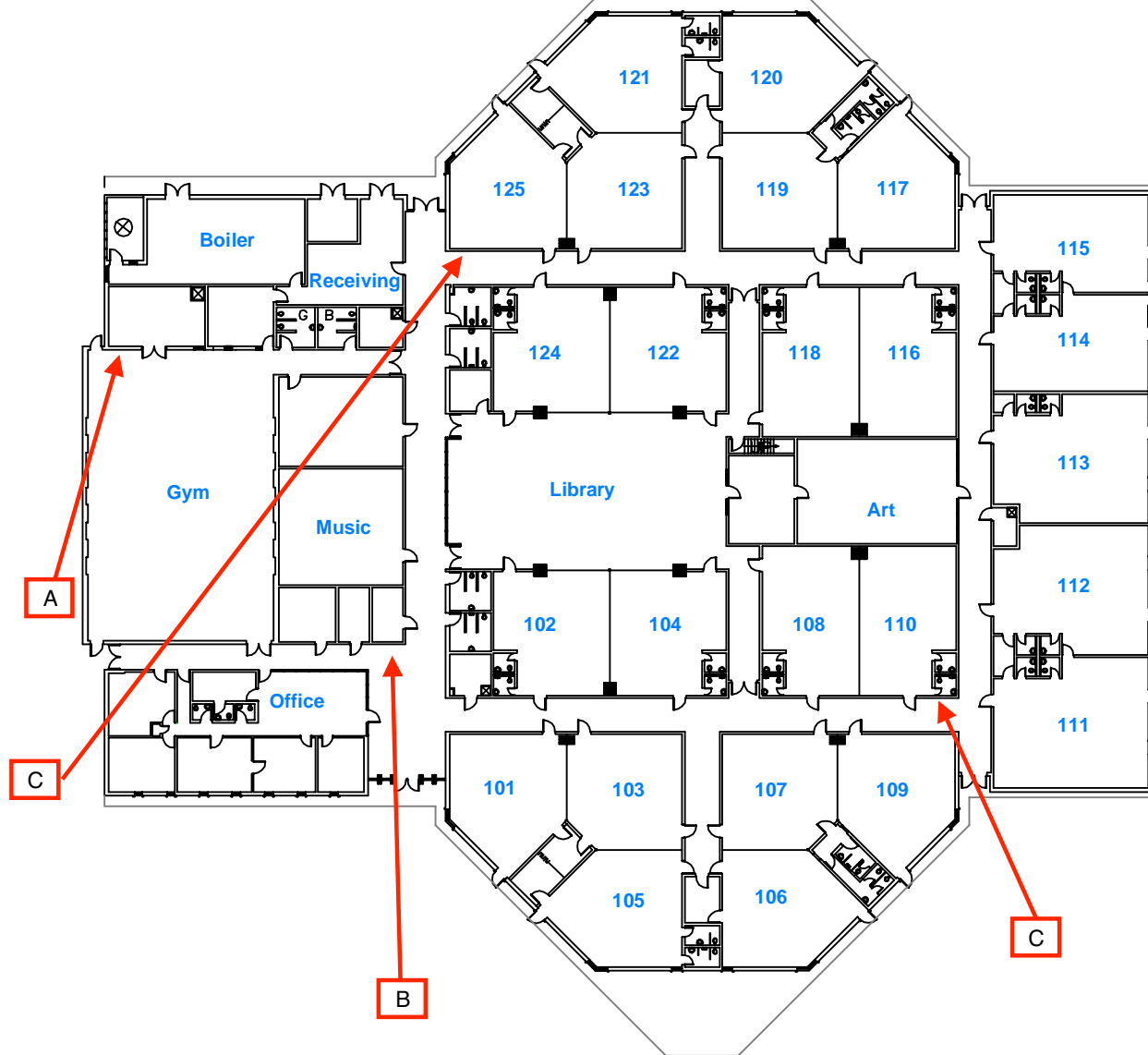
PROJECT NO.

**19010**

DRAWING NO.

## AC.1

## Appendix A: Building Diagrams



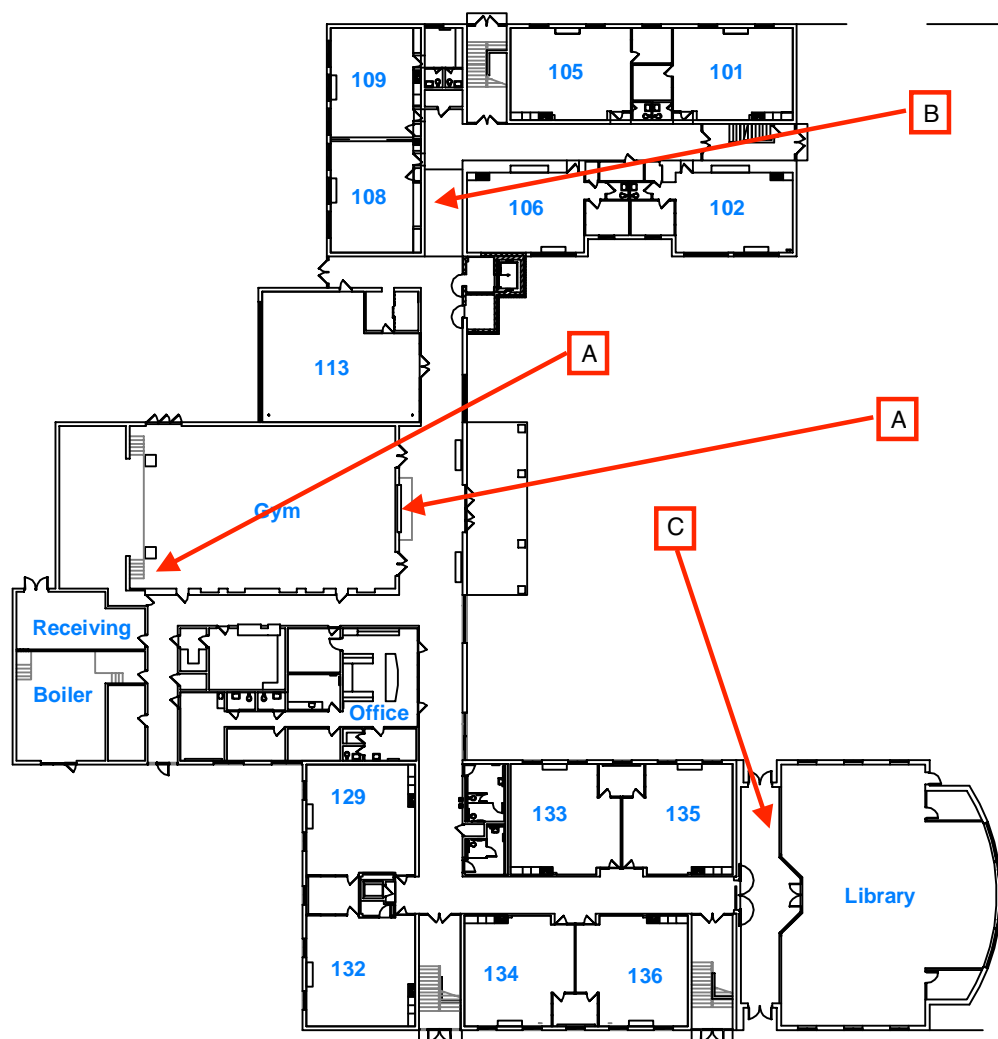
**Graham Elementary School**

Wayne-Westland Community Schools

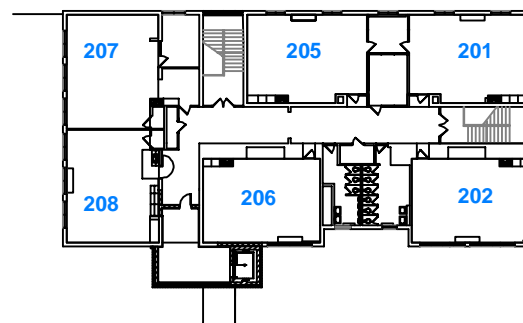
06-01-2013



## Appendix A: Building Diagrams



1st Floor



2nd Floor

**Hicks Elementary School**

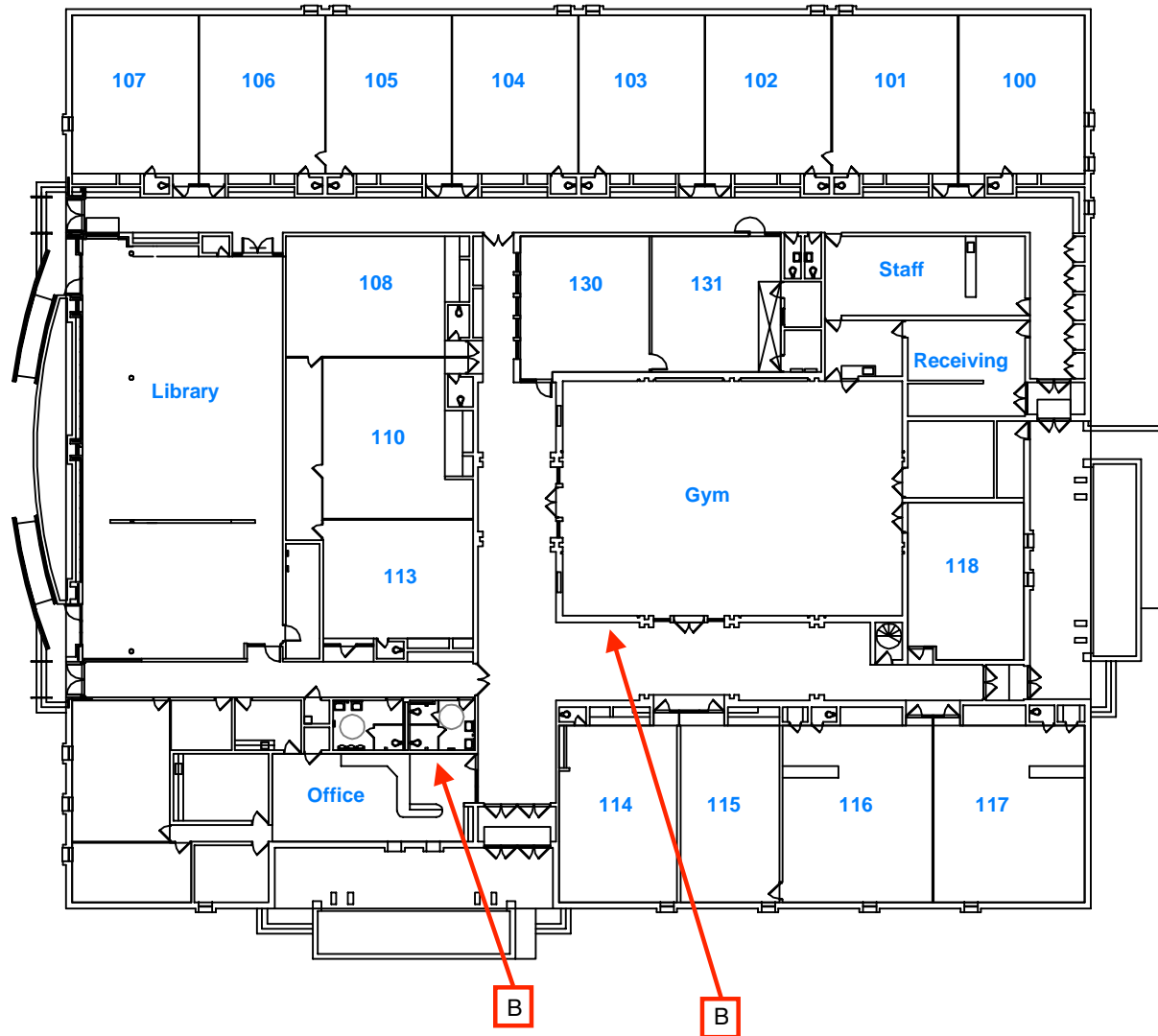
Wayne-Westland Community Schools

06-01-2013





## Appendix A: Building Diagrams



**Hoover Elementary School**

Wayne-Westland Community Schools

06-01-2013





T M P ARCHITECTURE INC  
1191 WEST SQUARE LAKE ROAD  
BLOOMFIELD HILLS • MICHIGAN • 48302  
TEL • 248.338.4541 FAX • 248.338.0223  
EM • INFO@TMP-ARCHITECTURE.COM

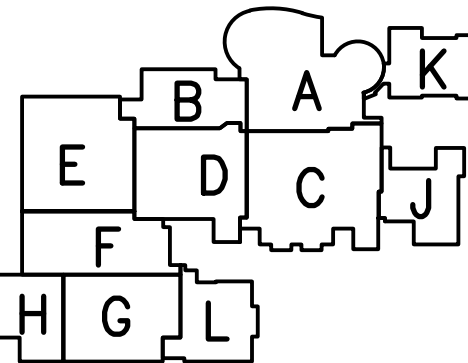
REGISTRATION SEAL

CONSULTANT

PROJECT TITLE  
**John Glenn  
High School  
Remodeling**

Wayne-Westland Community  
Schools, Westland Mi 48185

DRAWING TITLE  
**First Level  
Composite Floor Plan**



KEY PLAN  
NO SCALE

ISSUE DATES

11.16.2020	CONSTRUCTION DOCUMENTS
10.14.2020	CD REVIEW
07.17.2020	DD REVIEW
04.24.2020	SD REVIEW

DATE: ISSUED FOR:

DRAWN: AM

CHECKED: WPM

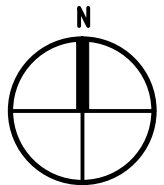
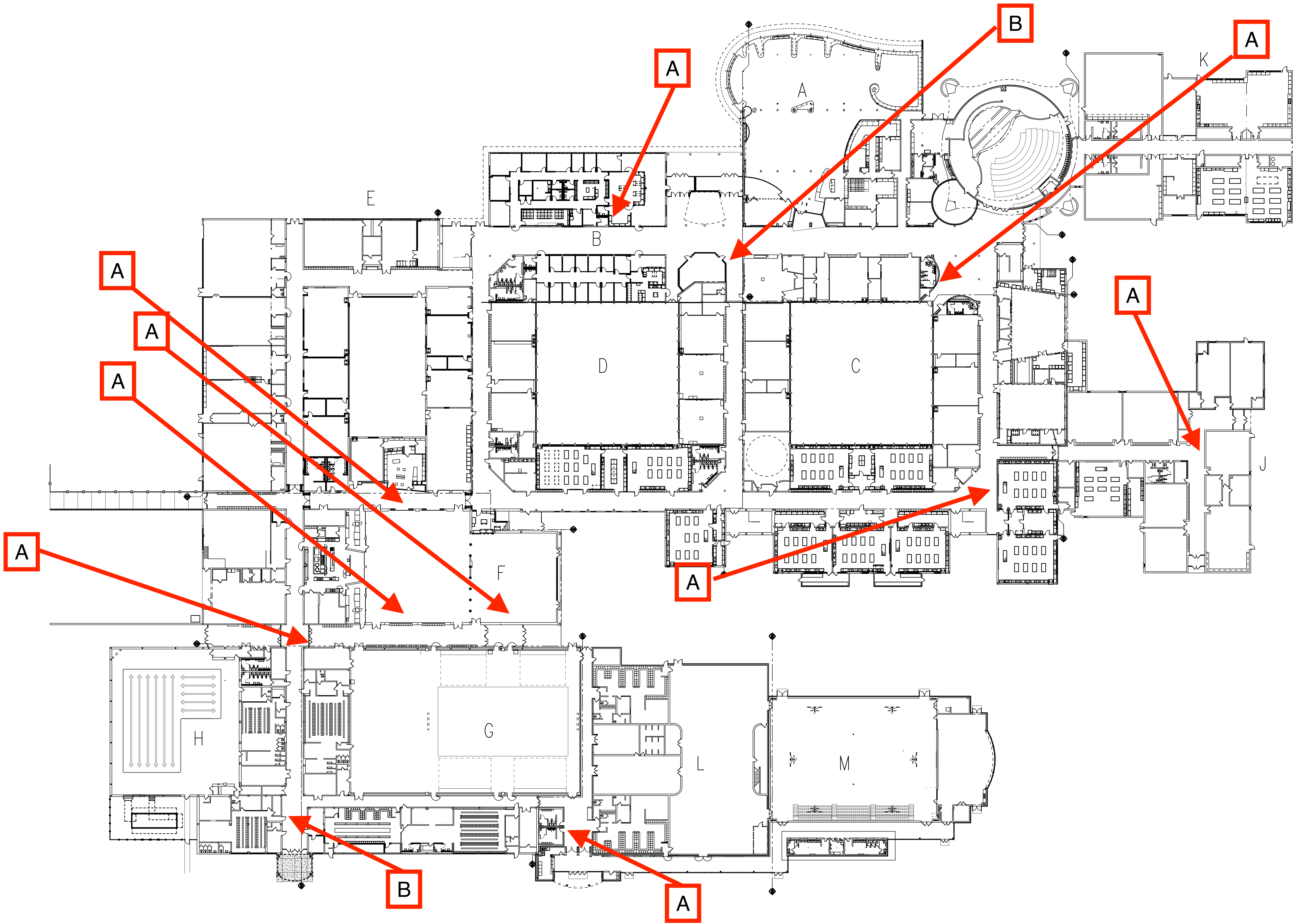
APPROVED: JJC

PROJECT NO.

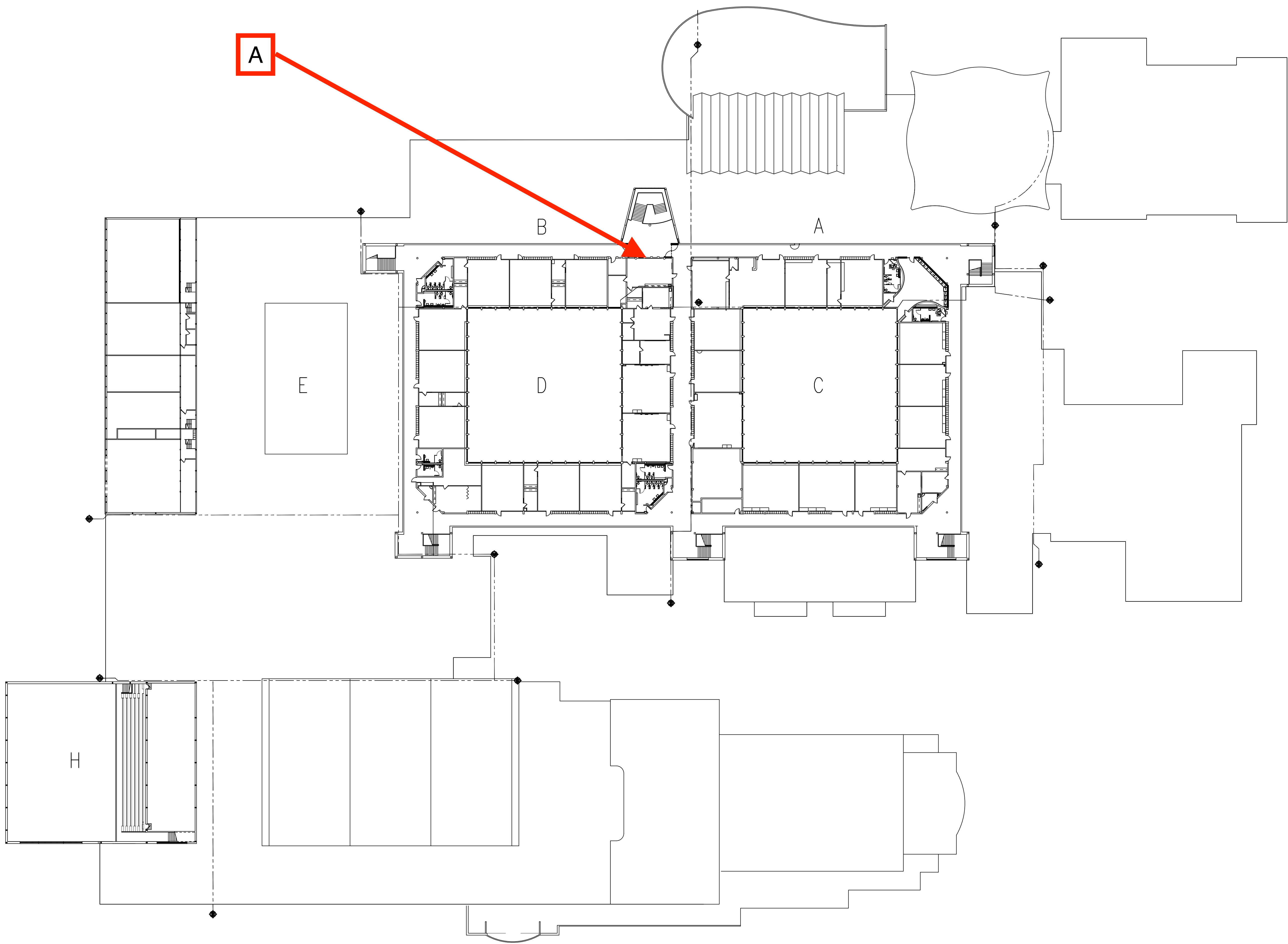
**19006**

DRAWING NO.

**AC.1**



**FIRST LEVEL COMPOSITE FLOOR PLAN**  
SCALE: 1/32" = 1'-0"



T M P ARCHITECTURE I N C  
1191 WEST SQUARE LAKE ROAD  
BLOOMFIELD HILLS • MICHIGAN • 48302  
TEL • 248.338.4541 FAX • 248.338.0223  
EM • INFO@TMP-ARCHITECTURE.COM

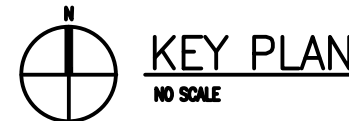
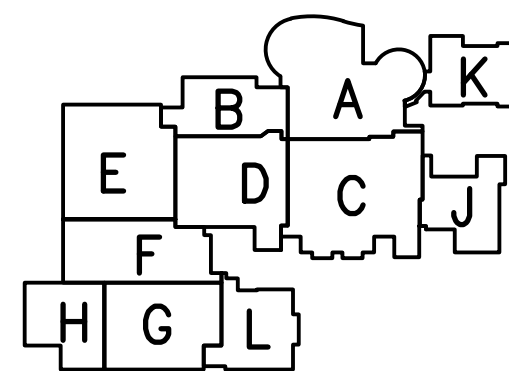
REGISTRATION SEAL

CONSULTANT

PROJECT TITLE  
**John Glenn  
High School  
Remodeling**

**Wayne-Westland Community  
Schools, Westland Mi 48185**

DRAWING TITLE  
**Second Level  
Composite Floor Plan**



KEY PLAN  
NO SCALE

ISSUE DATES

11.16.2020	CONSTRUCTION DOCUMENTS
10.14.2020	CD REVIEW
07.17.2020	DD REVIEW
04.24.2020	SD REVIEW

DATE: ISSUED FOR:

DRAWN: AM

CHECKED: WFW

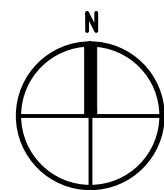
APPROVED: JJC

PROJECT NO.

**19006**

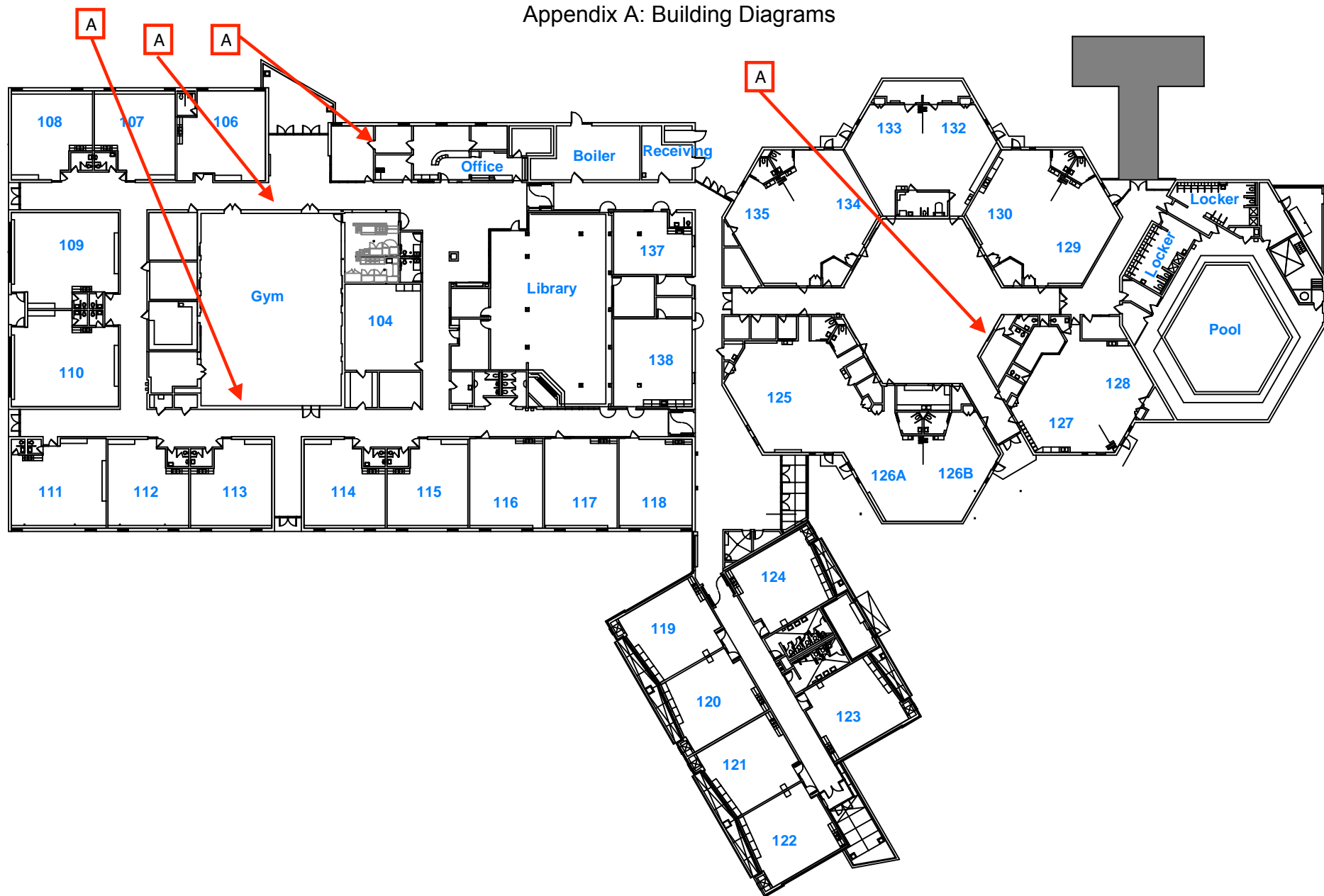
DRAWING NO.

**AC.2**



**SECOND LEVEL COMPOSITE FLOOR PLAN**  
SCALE: 1/32" = 1'-0"

## Appendix A: Building Diagrams



### Roosevelt-McGrath Elementary School

Wayne-Westland Community Schools

06-01-2013











9/8/2021 BID DOCUMENTS

**L**

\_\_\_\_\_

\_\_\_\_\_

\_\_\_\_\_

\_\_\_\_\_

\_\_\_\_\_

\_\_\_\_\_

\_\_\_\_\_

\_\_\_\_\_

\_\_\_\_\_

\_\_\_\_\_

\_\_\_\_\_

DRAWN \_\_\_\_\_ PSC \_\_\_\_\_

CHECKED DWJ

APPROVED PAC



236 MILL STREET  
ROCHESTER, MI  
48307  
T: 248.656.1377  
frenchaia.com

© FRENCH associates, Inc.

PROJECT

WVCS  
Schweitzer  
Elementary School  
Remodel and Addition

Westland,  
Michigan

SHEET

## Composite Floor Plan

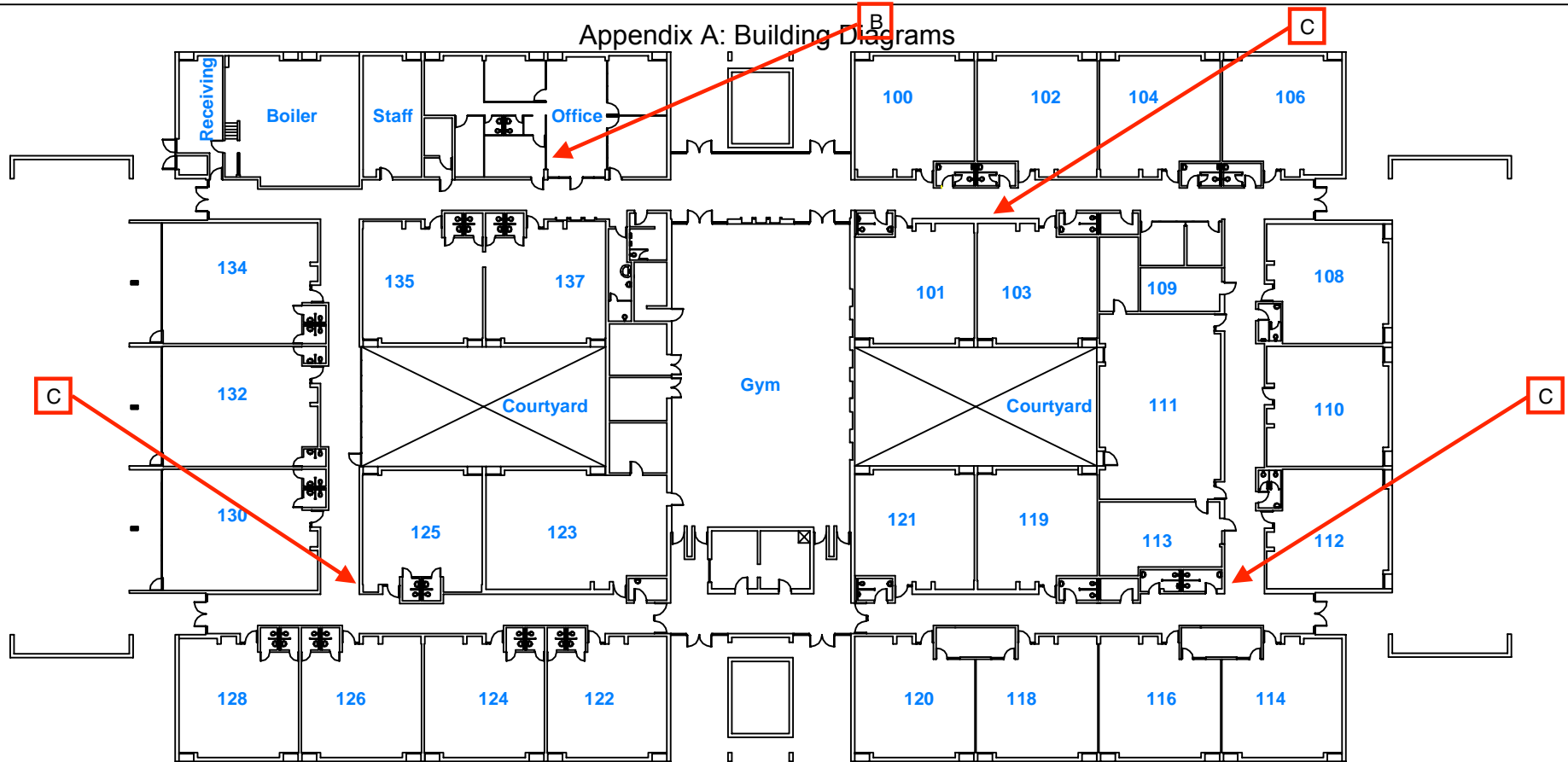
PROJECT NUMBER

2019-049

SHEET NUMBER

## A2.01

Appendix A: Building Diagrams



# Stottlemyer Early Childhood Center

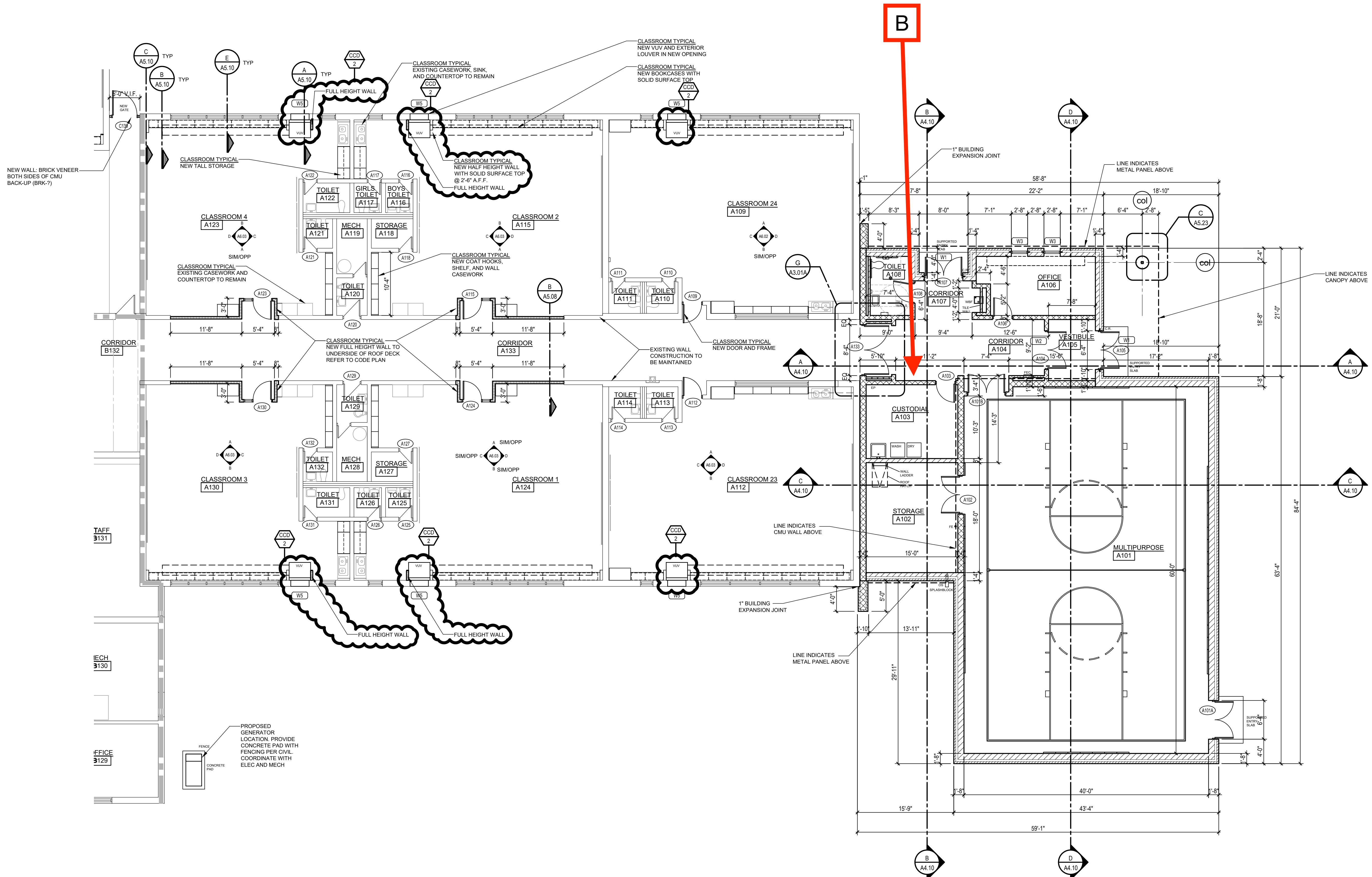
Wayne-Westland Community Schools

06-01-2013





1.	ALL INTERIOR PARTITIONS SHALL EXTEND UP TO UNDERSIDE OF ROOF DECK UNLESS OTHERWISE INDICATED.
2.	PATCH ALL HOLES FROM REMOVED ITEMS SUCH AS, BUT NOT LIMITED TO THERMOSTATS, NAIL HOLES, WALL MOUNTED CASEWORK, ETC.
3.	COORDINATE EXACT LOCATION FOR NEW CASEWORK/MILLWORK IN FIELD.
4.	PROVIDE ABUSE RESISTANT GYPSUM BOARD IN NEW PARTITION LOCATIONS TO 8'-0" A.F.F. TYP.



ISSUE DATE	ISSUED FOR
9/8/2021	BID DOCUMENTS
4/1/2022	CCD2
DRAWN	PSC
CHECKED	DWJ
APPROVED	PAC



236 MILL STREET  
ROCHESTER, MI  
48307  
T: 248.656.1377  
frenchaia.com  
© FRENCH associates, inc.

PROJECT

---

WWCSD  
Schweitzer  
Elementary School  
Remodel and Addition  
Westland,  
Michigan

SHEET

---

Unit A  
Floor Plan

PROJECT NUMBER

---

2019-049

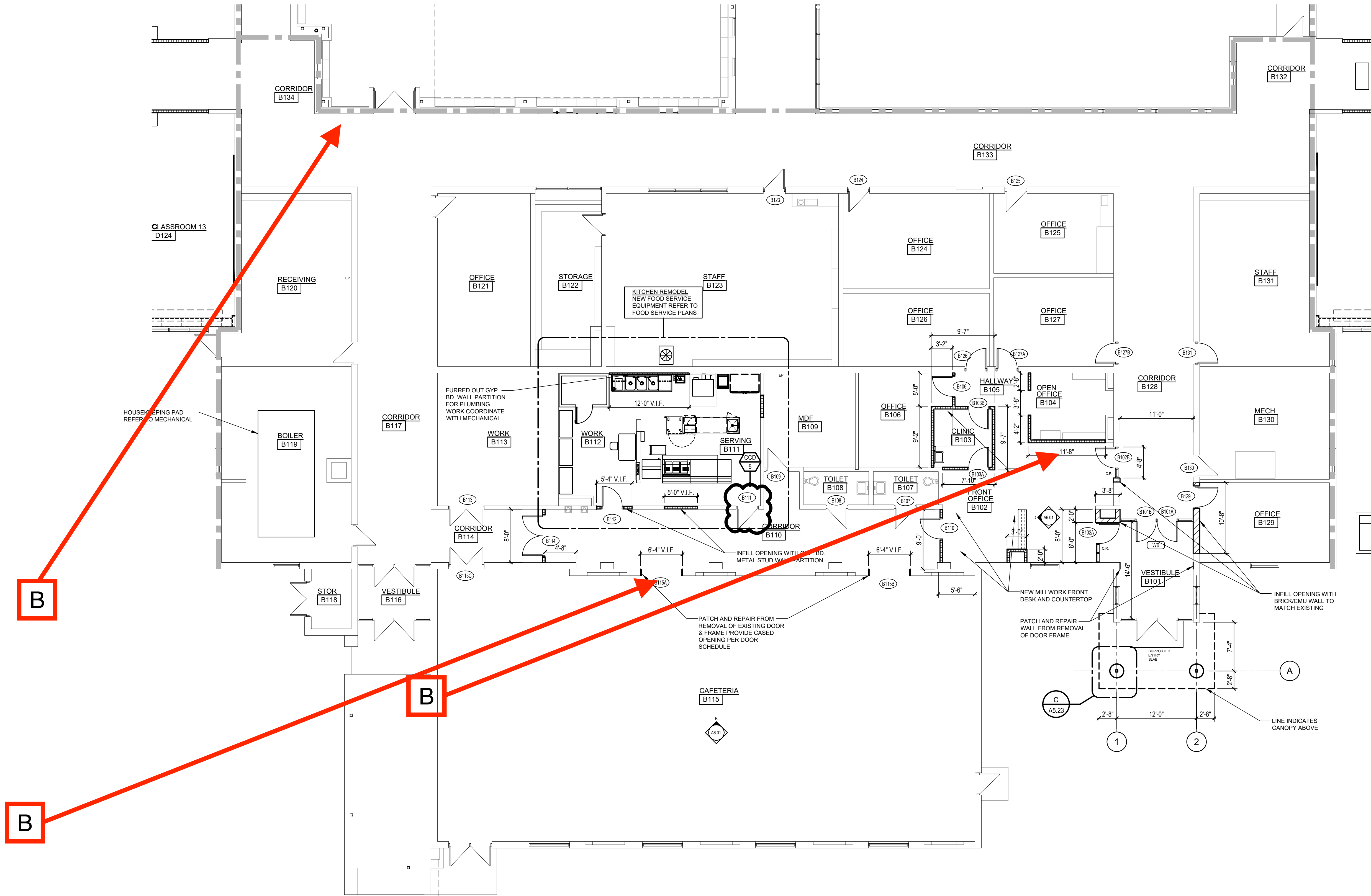
SHEET NUMBER

---

A2.10A



1. ALL INTERIOR PARTITIONS SHALL EXTEND UP TO UNDERSIDE OF ROOF DECK UNLESS OTHERWISE INDICATED.
2. PATCH ALL HOLES FROM REMOVED ITEMS SUCH AS, BUT NOT LIMITED TO THERMOSTATS, NAIL HOLES, WALL MOUNTED CASEWORK, ETC.
3. COORDINATE EXACT LOCATION FOR NEW CASEWORK/MILLWORK IN FIELD.
4. PROVIDE ABUSE RESISTANT GYPSUM BOARD IN NEW PARTITION LOCATIONS TO 8'-0" A.F.F. TYP.



A diagram showing a cross-section of a building. The building has a central vertical section and two horizontal wings extending to the left and right. The central vertical section has a shaded area at the bottom, labeled with the letter 'B'. This shaded area is irregular in shape, with a wider top and a narrower bottom, and it appears to be a basement or underground structure. The rest of the building is unshaded.

ISSUE DATE	ISSUED FOR
9/8/2021	BID DOCUMENTS
6/9/2022	CCD 5
DRAWN	PSC
CHECKED	DWJ
APPROVED	PAC



PROJECT

WWCSD  
Schweitzer  
Elementary School  
Remodel and Addition  
Westland,  
Michigan

SHEET

Unit B

Floor Plan

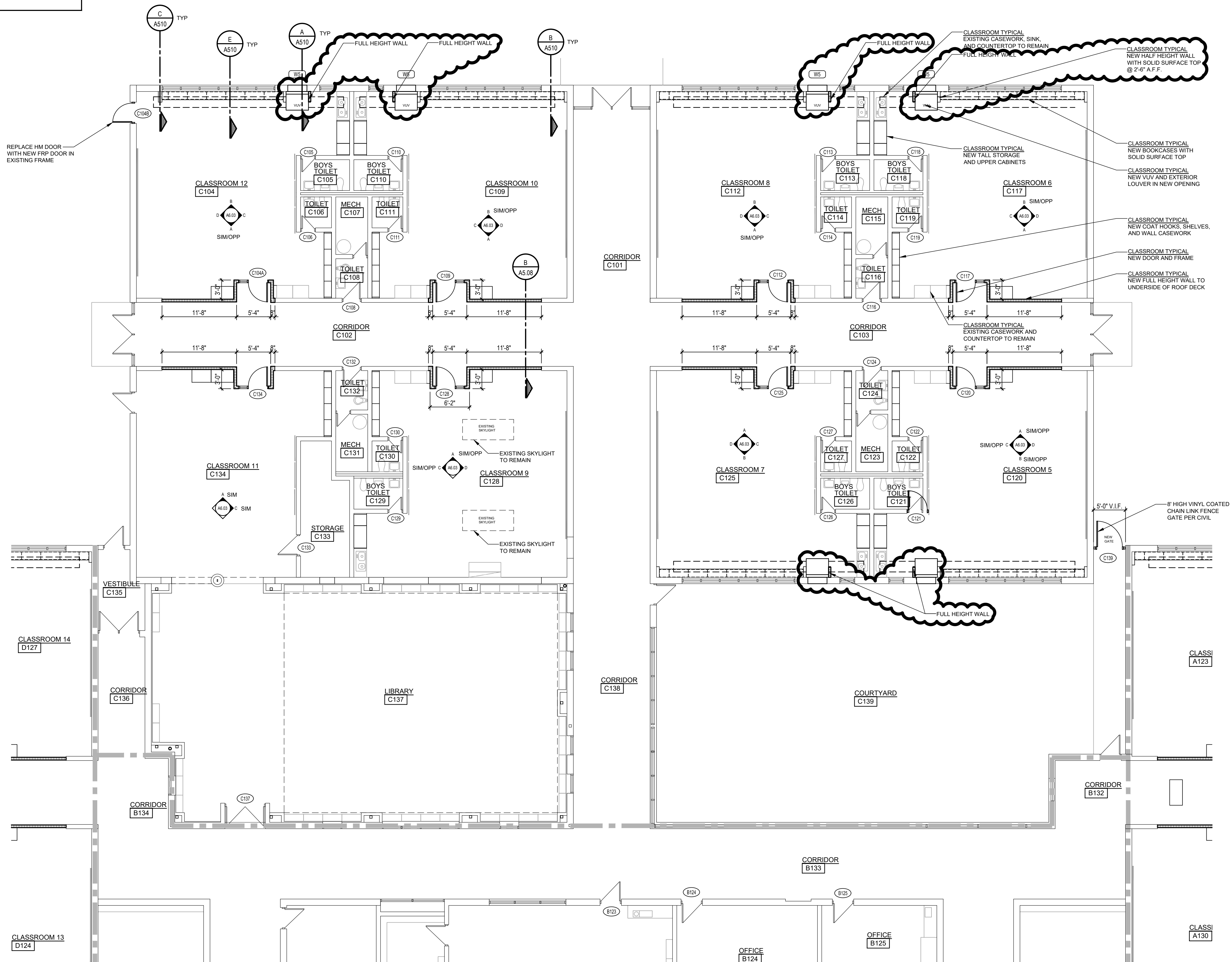
PROJECT NUMBER

2019-049

SHEET NUMBER

A2.10B

1.	ALL INTERIOR PARTITIONS SHALL EXTEND UP TO UNDERSIDE OF ROOF DECK UNLESS OTHERWISE INDICATED.
2.	PATCH ALL HOLES FROM REMOVED ITEMS SUCH AS, BUT NOT LIMITED TO THERMOSTATS, NAIL HOLES, WALL MOUNTED CASEWORK, ETC.
3.	COORDINATE EXACT LOCATION FOR NEW CASEWORK/MILLWORK IN FIELD.
4.	PROVIDE ABUSE RESISTANT GYPSUM BOARD IN NEW PARTITION LOCATIONS TO 8'-0" A.F.F. TYP.



**UNIT C FLOOR PLAN**  
SCALE: 1/8" = 1'-0"

SCALE: 1/8" = 1'-0"

A schematic diagram of a pipe cross-section. The pipe has a central shaded region labeled 'C' with diagonal hatching. The pipe is shown with a flange on the right side.

ISSUE DATE	ISSUED FOR
9/8/2021	BID DOCUMENTS
4/1/2022	CCD2
DRAWN	PSC
CHECKED	DWJ
APPROVED	PAC



architects planners interiors

**FRENCH**  
associates

236 MILL STREET  
ROCHESTER, MI  
48307  
T: 248.656.1377  
frenchaia.com  
© FRENCH associates, inc.

© FRENCH associates, Inc.

PROJECT

WWCSD  
Schweitzer  
Elementary School  
Remodel and Addition

Westland,  
Michigan

SHEET

Unit C  
Floor Plan

PROJECT NUMBER

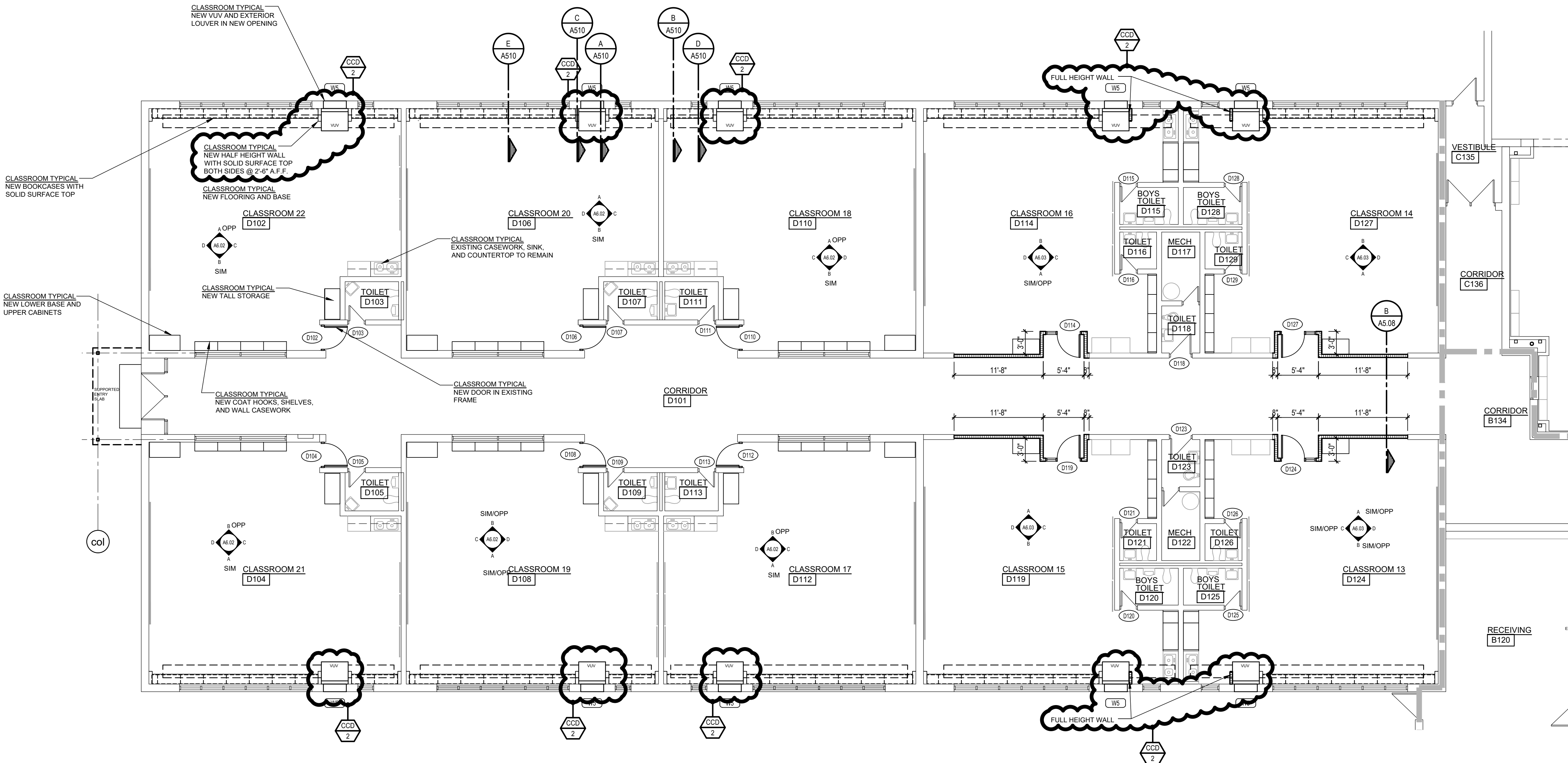
2019-049

SHEET NUMBER

A2.10C



1. ALL INTERIOR PARTITIONS SHALL EXTEND UP TO UNDERSIDE OF ROOF DECK UNLESS OTHERWISE INDICATED.
2. PATCH ALL HOLES FROM REMOVED ITEMS SUCH AS, BUT NOT LIMITED TO THERMOSTATS, NAIL HOLES, WALL MOUNTED CASEWORK, ETC.
3. COORDINATE EXACT LOCATION FOR NEW CASEWORK/MILLWORK IN FIELD.
4. PROVIDE ABUSE RESISTANT GYPSUM BOARD IN NEW PARTITION LOCATIONS TO 8'-0" A.F.F. TYP.



A technical drawing showing a cross-section of a mechanical component. The component has a central vertical shaft with a wider section in the middle. A horizontal section on the left is hatched and labeled 'D', representing a specific material or feature. The drawing is a black and white line drawing with no dimensions or scale.

ISSUE DATE	ISSUED FOR
9/8/2021	BID DOCUMENTS
4/1/2022	CCD2
DRAWN	PSC
CHECKED	DWJ
APPROVED	PAC



PROJECT

WWCSD  
Schweitzer  
Elementary School  
Remodel and Addition

Westland,  
Michigan

SHEET

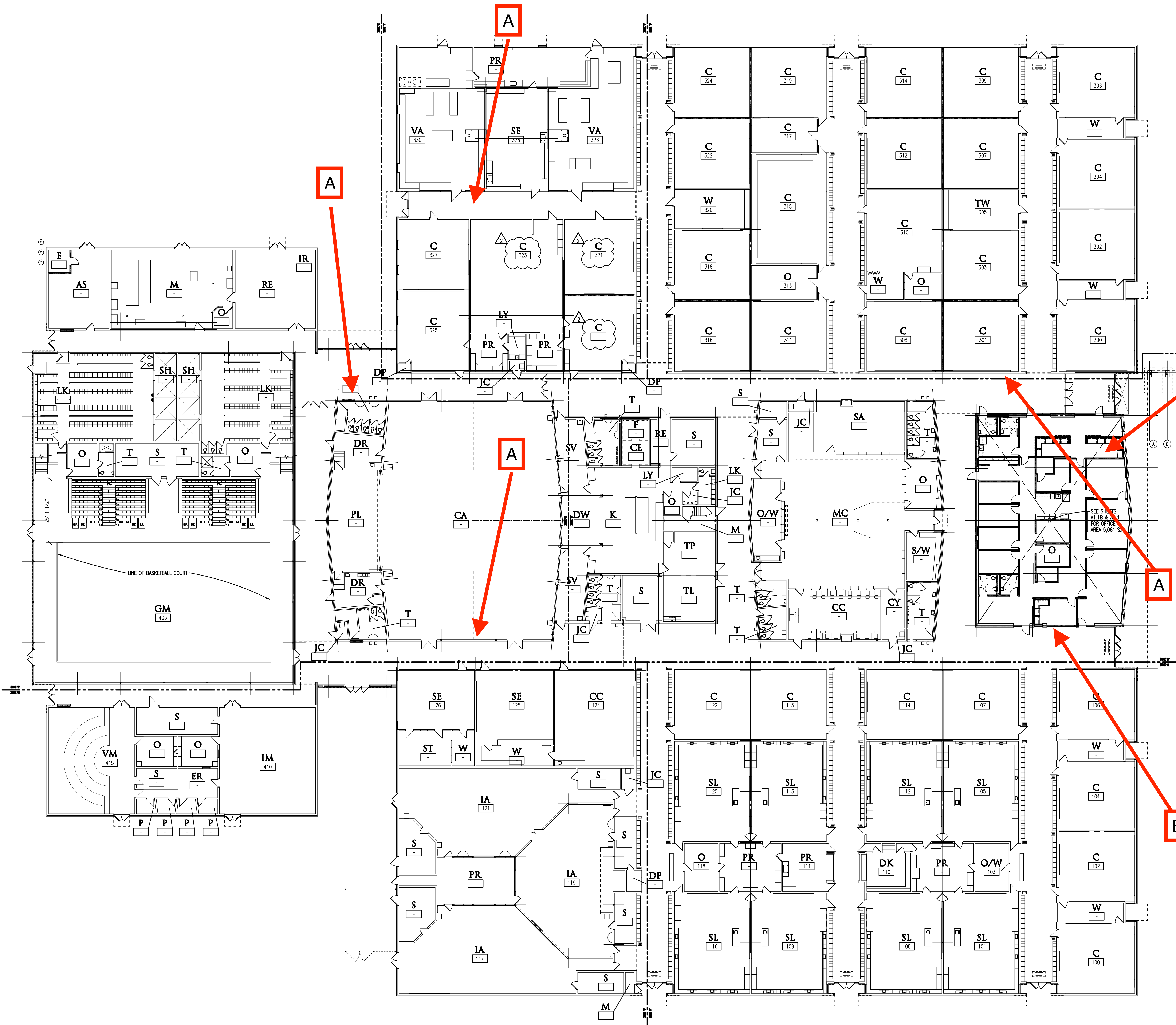
Unit D  
Floor Plan

PROJECT NUMBER  
**2019-049**

SHEET NUMBER

A2.10D





**ADD ALTERNATE NUMBERS**

ALTERNATE 1A: DUMPSTER SCREEN AND CONCRETE PAD AT STEVENSON M. S.  
ALTERNATE 1B: DUMPSTER SCREEN AND CONCRETE PAD AT FRANKLIN M. S.

ALTERNATE 2: GANTRY AT STEVENSON M. S. \*\*ALTERNATE NOT ACCEPTED\*\* (A-N-A)  
ALTERNATE 3: MAIN OFFICE SKYLIGHTS AT STEVENSON MIDDLE SCHOOL: \*\*A-N-A\*\*  
ALTERNATE 4: ROOF REPLACEMENT AT STEVENSON MIDDLE SCHOOL: \*\*A-N-A\*\*

ALTERNATE 5A: PORTLAND OF A GRADUATE WORK AT STEVENSON M. S. \*\*A-N-A\*\*  
ALTERNATE 5B: PORTLAND OF A GRADUATE WORK AT FRANKLIN M. S. \*\*A-N-A\*\*

ALTERNATE 6: REPLACE EXISTING CORRIDOR VCT WITH LVT AT FRANKLIN M. S.  
ALTERNATE 7: REPLACE EXISTING CLASSROOM VCT WITH LVT AT FRANKLIN M. S.

ALTERNATE 8: SPECIAL EDUCATION 507 AT FRANKLIN M. S., REMOVE EXISTING CASEWORK AND CONVERT TO TYPICAL CLASSROOM.

ALTERNATE 9A: PROVIDE PAD MOUNTED GENERATOR THAT WOULD RUN BOILER ROOM, FREEZERS, M/D/DF, AND EMERGENCY LIGHTING AT STEVENSON MIDDLE SCHOOL.  
ALTERNATE 9B: PROVIDE PAD MOUNTED GENERATOR THAT WOULD RUN BOILER ROOM, FREEZERS, M/D/DF, AND EMERGENCY LIGHTING AT FRANKLIN MIDDLE SCHOOL.

ALTERNATE 10A: REMOVE EXISTING WINDOW TREATMENTS, REPAIR EXISTING OPENINGS JAMBS & HEAD, AND PROVIDE NEW WINDOW TREATMENTS AT STEVENSON M. S.  
ALTERNATE 10B: REMOVE EXISTING WINDOW TREATMENTS, REPAIR EXISTING OPENINGS JAMBS & HEAD, AND PROVIDE NEW WINDOW TREATMENTS AT FRANKLIN M. S.

ALTERNATE 11: REMOVE EXISTING SURFACE MOUNTED FLUORESCENT LIGHT FIXTURES, REPAIR/REPLACE AFFECTED CEILING GRID, REPAIR/REPLACE AFFECTED ACOUSTICAL CEILING PANELS, AND PROVIDE SURFACE MOUNTED LED LIGHT FIXTURES IN CLASSROOMS THROUGHOUT STEVENSON MIDDLE SCHOOL AS INDICATED: \*\*A-N-A\*\*



TMP ARCHITECTURE INC  
1191 WEST SQUARE LAKE ROAD  
BLOOMFIELD HILLS - MICHIGAN - 48302  
734-248.338-4541 TX - 248.338-0223  
EM - INFO@TMP-ARCHITECTURE.COM

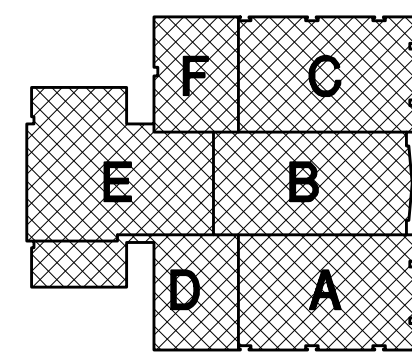
REGISTRATION SEAL

CONSULTANT

PROJECT TITLE  
**Stevenson  
Middle School  
Remodeling**

Wayne Westland  
Community Schools

DRAWING TITLE  
**First Level  
Composite Floor Plan**



Key Plan

ISSUE DATES

12-15-2021 BULLETIN NO. 2  
12-13-2021 BULLETIN NO. 1  
09-30-2021 CONSTRUCTION DOCUMENTS  
08-26-2021 DESIGN DEVELOPMENT  
04-02-2021 SCHEMATIC DESIGN

DATE: ISSUED FOR:

DRAWN: MWG

CHECKED: MWG


APPROVED: BW

PROJECT NO.

**19009**

DRAWING NO.

**AC.1**



**FIRST LEVEL COMPOSITE FLOOR PLAN**

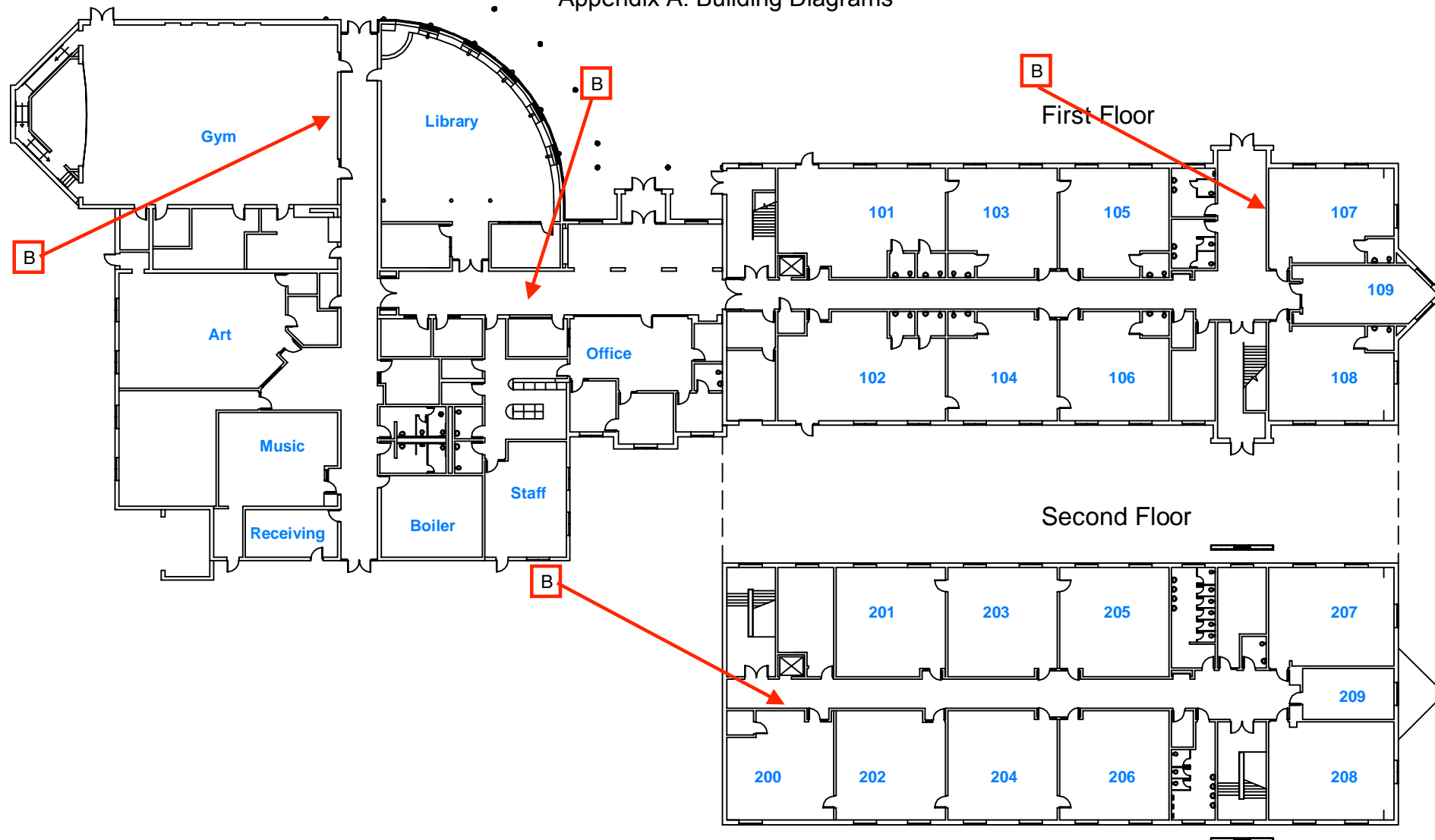
SCALE: 1/16" = 1'-0"

ROOM USE LEGEND	
AS	ATHLETIC STORAGE
AG	AUXILIARY GYMNASIUM
SC	BALCONY
C	CLASSROOM
CA	CAFETERIA
CC	COMPUTER CLASSROOM
CE	COOLER
CF	CONFERENCE ROOM
CL	CLINIC
CY	COPY ROOM
DK	DARKROOM
DP	DISPLAY
DR	DRESSING ROOM
DW	DISHWASHING
E	ELECTRICAL
ER	ENSEMBLE ROOM
F	FREEZER
GM	GYMNASIUM
HE	HOME ECONOMICS
IA	INDUSTRIAL ARTS
IM	INSTRUMENTAL MUSIC
IR	INCUBATOR ROOM
JC	JANITOR'S CLOSET
K	KITCHEN
L	LOBBY
LD	LOADING DOCK
LK	LOCKERS
LY	LAUNDRY
M	MECHANICAL
MC	MEDIA CENTER
MP	MULTI-PURPOSE ROOM
MZ	MEZZANINE
NU	NURSE
O	OFFICE
OP	OFFICE
PL	PLATFORM
PR	PREP ROOM
R	RECEPTION
RE	RECEIVING
S	STORAGE
SA	STACK AREA
SE	SPECIAL EDUCATION CLASSROOM
SH	SHOWERS
SL	SCIENCE LAB
SP	SPECTATOR SEATING
ST	STUDENT STORE
SV	SERVERY
T	TOILET
TL	TEACHER'S LOUNGE
TP	TEACHER PLANNING
TR	TRAINING ROOM
TW	TEACHER'S WORKROOM
V	VESTIBULE
VA	VISUAL ARTS ROOM
VR	VOCAL ROOM
W	WORKROOM
WR	WRESTLING

AREA CALCULATIONS	
ALLOWABLE AREA PER FLOOR (MBC TABLE 506.2) - TYPE I (000) (NFPA 220 - 2012 EDITION) - TYPE I-B (MBC 2015) FRONTAGE INCREASE (MBC 506.3.3) = 14,500sf x 0.75 area factor =	14,500sf 10,875sf
ADJUSTED ALLOWABLE AREA PER FLOOR	25,375sf
ACTUAL FLOOR AREA (LARGEST EXISTING LEVEL)	138,086sf
OFFICE REMODEL AREA	5,061sf
CANOPY ADDITION AREA	380sf
EXISTING ROOF AREA TOTAL	140,752sf
MAXIMUM SQUARE FOOTAGE OF SMOKE COMPARTMENT - ONE HOUR RATED SMOKE PARTITION	30,000sf
MAXIMUM LENGTH OR WIDTH OF SMOKE COMPARTMENT - ONE HOUR RATED SMOKE PARTITION	300'

BUILDING DATA	
1. NO EXISTING FIRE SPRINKLER SYSTEM.	
2. EXISTING CONSTRUCTION CLASSIFICATION - TYPE I (000) (NFPA 220) & I-B (MBC 2015) 2-STORY & 55' (MEZZANINE AND SECOND STORY MECHANICAL).	
3. EXISTING USE CLASSIFICATION "E" - EDUCATIONAL.	
4. UPGRADE EXISTING FIRE ALARM PANEL - VOICE/STROBE SYSTEM.	
5. EXISTING EMERGENCY LIGHTING-REPLACE EMERGENCY BACKUP UNITS AS REQUIRED.	
6. PROVIDE EXISTING ELECTRICAL SYSTEM WITH PORTABLE GENERATOR HOOK-UP.	

## Appendix A: Building Diagrams



### Taft-Galloway Elementary School

Wayne-Westland Community Schools

06-01-2013





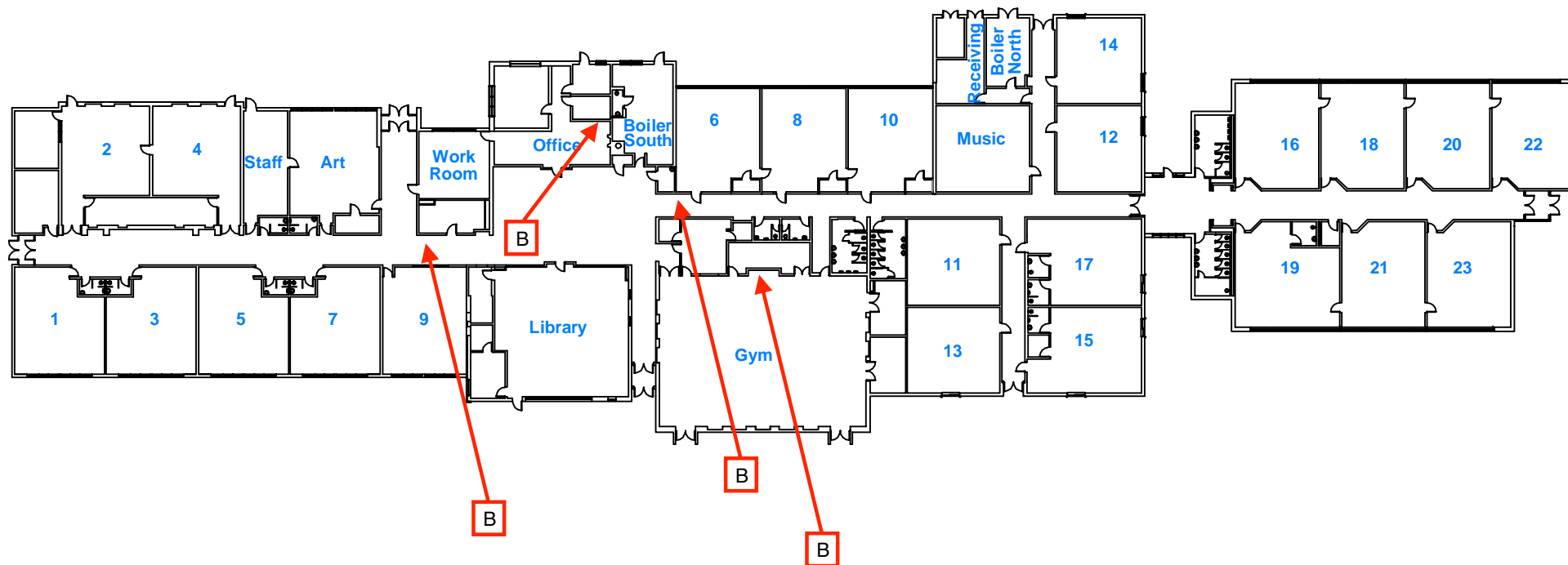


Wayne Westland  
Schools Service Center

Transportation

Google

## Appendix A: Building Diagrams



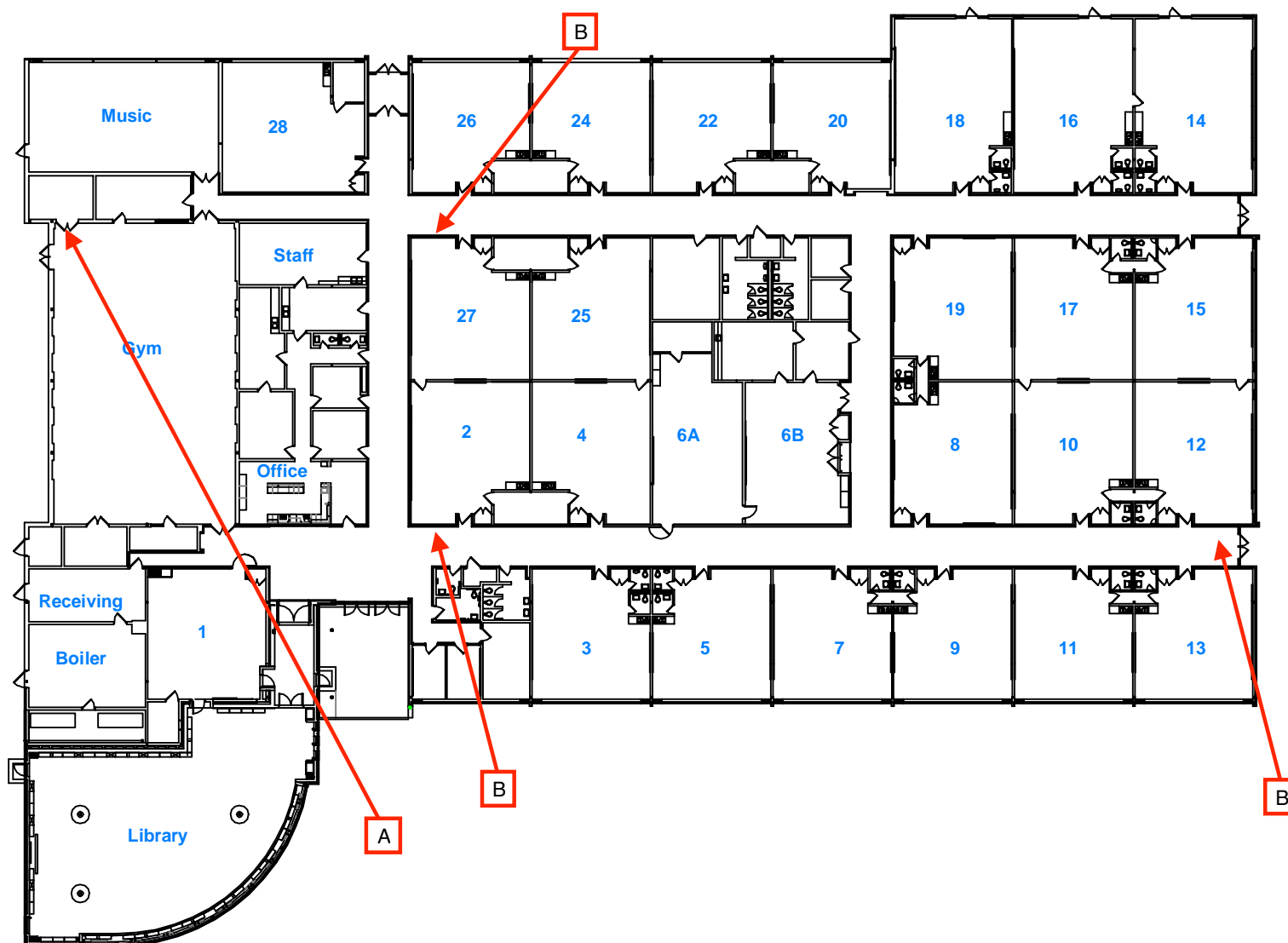
### Walker-Winter Elementary School

Wayne-Westland Community Schools

06-01-2013



## Appendix A: Building Diagrams



## Wildwood Elementary School

Wayne-Westland Community Schools

06-01-2013







TMP ARCHITECTURE INC  
1191 WEST SQUARE LAKE ROAD  
BLOOMFIELD HILLS, MICHIGAN 48302  
PH - 248.338-4541 TX - 248.338-0223  
EM - INFO@TMP-ARCHITECTURE.COM

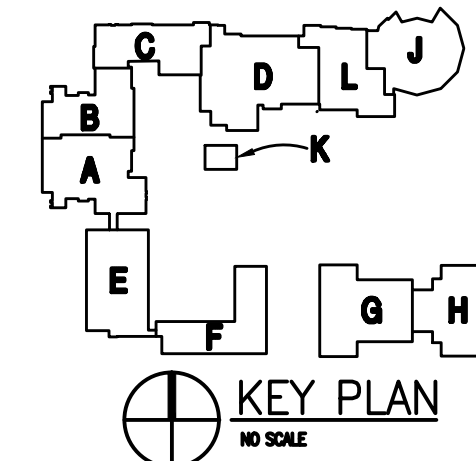
REGISTRATION SEAL

CONSULTANT

PROJECT TITLE  
**Wayne Memorial High School Additions and Remodeling Bid Package 2**

Wayne-Westland Community Schools

DRAWING TITLE  
**First Level Composite Floor Plan**



ISSUE DATES

08.13.2020	CD BIDS
06.26.2020	CD REVIEW
04.20.2020	DD REVIEW

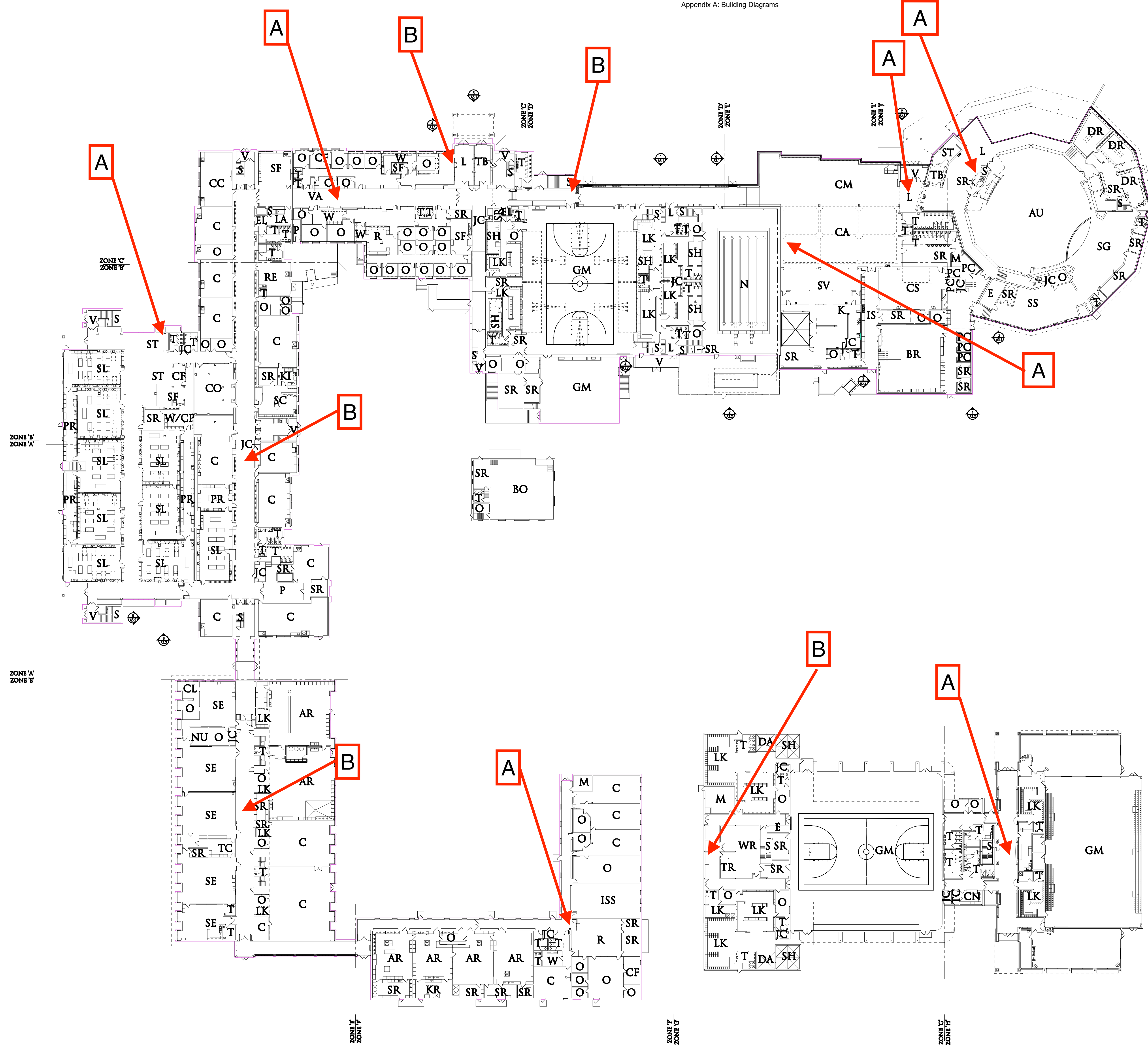
DATE	ISSUED FOR:
DRAWN	CMS
CHECKED	TRB
APPROVED	JJC

PROJECT NO.

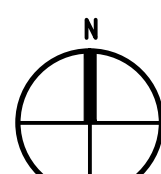
**19007R**

DRAWING NO.

**AC.1**



ROOM USE LEGEND	
AR	ART ROOM
AS	AUTO SHOP
AU	AUDITORIUM
BL	BLEACHER SEATING
BO	BOILER ROOM
BR	BAND ROOM
C	CLASSROOM
CA	CAFETERIA
CC	COMPUTER CLASSROOM
CF	CONFERENCE ROOM
CL	CLINIC
CM	COMMONS AREA
CO	CONCESSIONS
CP	COLLABORATION SPACE
CR	COPY ROOM
CS	CONTROL ROOM
CT	CHORAL STUDIO
DA	DRYING AREA
DC	DATA CENTER
DK	DARK ROOM
DR	DRESSING ROOM
E	ELECTRICAL
EL	ELEVATOR
FR	FAN ROOM
GM	GYMNASIUM
HE	HEAD END ROOM
IS	INSTRUMENT STORAGE
ISS	IN SCHOOL SUSPENSION
JC	JANITOR'S CLOSET
K	KITCHEN
KI	KITCHENETTE
KR	KILN ROOM
L	LOBBY
LE	LECTURE ROOM
LK	LOCKERS
M	MECHANICAL
MC	MEDIA CENTER
N	NATATORIUM
NU	NURSE
O	OFFICE
P	PASSAGE
PC	PRACTICE ROOM
PO	POOL
PR	PREP ROOM
R	RECEPTIONIST
RE	RECEIVING
RL	RECEIVING
S	STAR
SC	SCHOOL STORE
SF	STAFF LOUNGE
SG	STAGE
SH	SHOWERS
SL	SCIENCE LAB
SR	STORAGE
SS	SCENE SHOP
ST	STUDY AREA
SV	SERVERY
T	TOILET
TB	TICKET BOOTH
TC	TECH CLOSET
TE	TEAM ROOM
TP	TEACHER'S PLANNING
TR	TRAINING ROOM
TU	TUNNEL
V	VESTIBULE
VA	VAULT
VE	VIDEO EDITING
W	WORKROOM
WR	WEIGHT ROOM



**FIRST LEVEL COMPOSITE FLOOR PLAN**  
SCALE: 1/32" = 1'-0"